

MEAN GREEN™

2025 UNT FOOTBALL GAME NOTES

UNT ATHLETIC COMMUNICATIONS: 1301 S. Bonnie Brae St. | Denton, TX 76207 | MEANGREENSPORTS.COM | @MEANGREENFB

GAME 5



RV/RV UNT (4-0, 1-0 American) VS. SOUTH ALABAMA (1-3, 0-1 Sun Belt)

Sept. 27, 2025 • 11:00 am CT • TV: ESPNU • Radio: Mean Green Sports Network
Denton, Texas • DATCU Stadium (30,100)

MEDIA INFORMATION

TV:

Play-by-Play: Matt Schumacker

Analyst: Dustin Fox

Radio: Mean Green Sports Network | 1190 KFXR

AM | The Varsity Network | Sirius XM 380

Play-by-Play: Dave Barnett

Analyst: Hank Dickenson

Sideline: Nathan Tune

Scan for Live Stats:
Northtex.as/LiveStats



UNT	4-0, 1-0 American
Ranking	RV - AP, RV - Coaches
Last Game	Sept. 20, 2025 Win at Army, 45-38 (OT)
Head Coach	Eric Morris (Texas Tech, '08)
Career Record	39-32 (Seventh season)
UNT Record	15-14 (Third season)
vs. USA	1-0
USA	1-3, 0-1 SBC
Ranking	NR - CFP, NR - AP, NR - Coaches
Last Game	Sept. 20, 2025 Loss vs. Coastal, 38-20
Head Coach	Major Applewhite (Texas, '02)
Career Record	23-20 (Fifth season)
USA Record	8-9 (Second season)
vs. UNT	0-1

UNT COACHING STAFF

ON THE FIELD

Eric Morris	Head Coach
Drew Svoboda	Assoc. HC/TE/ST Coord
Skyler Cassity	Defensive Coordinator/DBs
Patrick Cobbs	Run Game Coord./Running Backs
Sean Brophy	Pass Game Coord./Quarterbacks
Cody Crill	Offensive Line
Ike Eguae	Defensive Tackles
Greg Richmond	Defensive Ends
Julian Wilson	Defensive Backs

IN THE BOOTH

Jordan Davis	Offensive Coord./Wide Receivers
Reggie Johnson	Inside Linebackers
Jordan Malone	Nickels/Outside Linebackers

UNT ATHLETICS COMMUNICATIONS

DOUG WATERS *Primary Contact*

936-240-6780 (cell) • Doug.Waters@unt.edu

CHRIS ALFORD *Secondary Contact*

903-951-8675 (cell) • Chris.Alford@unt.edu

STORY LINES

- Coming off a thrilling 45-38 overtime win over Army, UNT is now 4-0 for just the seventh time in program history and the first time since 2018. Under third-year head coach **Eric Morris**, North Texas has a chance to start a season 5-0 for just the fourth time in program history and the first time since 1959*. (Note: UNT began the 1977 season with a 5-0 record due to a retroactively forfeited win in the first game of the season against Mississippi State. UNT originally lost 17-15.)
- North Texas received votes in both the AP and Coaches poll top-25 this week for the first time since Sept. 23, 2018.
- The Mean Green come into the contest balanced on offense and defense, ranking ninth in the country in scoring offense thanks in large part to 10 forced turnovers by the UNT defense. The 10 forced turnovers and +2.0 average turnover margin are both the best in FBS.
- Saturday's contest is the final non-conference matchup for both programs. UNT is looking to go undefeated in non-conference play for the first time since 2018.
- Under first-year DC **Skyler Cassity**, the Mean Green defense is giving up just 296.3 total yards per game (1st in American) and just 121.8 passing yards per game (11th).
- Redshirt freshman QB **Drew Mestemaker** won the starting job in the offseason despite arriving at UNT as a walk-on who had not started a game at QB since ninth grade. Mestemaker has thrown 10 touchdown passes, 11th-most in country, and has a 161.6 passing efficiency rating, good for 26th in the nation. He leads all FBS freshman QBs in touchdown passes, passing efficiency and completion percentage.
- After finishing 2024 converting just 75% of red zone chances into scores, Morris' red zone offense has flipped the switch this season with 26 scores in 27 total chances. Furthermore, North Texas has scored a touchdown on 21 red zone trips, trailing only Indiana (22) for the second-most in FBS.
- UNT is outscoring teams by 27.5 points per game this season, good for 17th in FBS. Furthermore, the Mean Green have outscored opponents by 50.0 ppg at home this year (110-10), the second-best mark in the nation.
- The win over Army in OT was the second OT win for UNT this season. It is the first time in program history the Mean Green have won multiple overtime games in the same season.
- The offense has been balanced with 12 different players scoring a touchdown, tied for third in the nation. UNT had seven different players score a TD against Washington State, the most in program history.
- In the win over Western Michigan, the Mean Green came from behind for their first win after trailing by 14 or more points at any time in the 2nd half since Oct. 16, 2012 against Louisiana. It was also the first time in program history the Mean Green won a game despite not leading at any point during regulation.
- UNT had four players with double digit tackles in the win over Army for the first time since a win at Rice Oct. 20, 2021.

2025 SCHEDULE

	Aug. 30 LAMAR vs. UNT	ESPN+	W, 51-0
UNT pitches first shutout since 2003, starts the year 1-0 for second straight season			
	Sept. 6 UNT at WESTERN MICHIGAN	ESPN+	W, 33-30 (OT)
Mean Green rally from 14-point deficit to take down WMU on the road in overtime			
	Sept. 13 WASHINGTON STATE vs. UNT	ESPNU	W, 59-10
UNT defense forces five turnovers in the first half to help UNT rout Wazzu in first-ever meeting			
	Sept. 20 UNT at ARMY	CBSSN	W, 45-38
Hawkins rushes for four TDs and defense forces three turnovers as UNT holds on for second OT win			
	Sept. 27 SOUTH ALABAMA vs. UNT	ESPNU	11 AM
Denton, Texas // DATCU Stadium (30,100) // UNT leads 2-0			
	Oct. 10 SOUTH FLORIDA vs. UNT	ESPN2	6:30 PM
Denton, Texas // DATCU Stadium (30,100) // USF leads 2-0			
	Oct. 18 UTSA vs. UNT	TBA	TBA
Denton, Texas // DATCU Stadium (30,100) // UTSA leads 8-5			
	Oct. 24 UNT at CHARLOTTE	ESPN2	6 PM
Charlotte, North Carolina // Jerry Richardson Stadium (15,300) // Charlotte leads 2-0			
	Nov. 1 NAVY vs. UNT	TBA	TBA
Denton, Texas // DATCU Stadium (30,100) // Navy leads 2-0			
	Nov. 15 UNT at UAB	TBA	TBA
Birmingham, Alabama // Protective Stadium (30,100) // UAB leads 6-2			
	Nov. 22 UNT at RICE	TBA	TBA
Houston, Texas // Rice Stadium (45,000) // UNT leads 8-5			
	Nov. 29 TEMPLE vs. UNT	TBA	TBA
Denton, Texas // DATCU Stadium (30,100) // UNT leads 2-0			



ERIC MORRIS
HEAD COACH, THIRD SEASON

THE MORRIS FILE

PERSONAL

Born: Oct. 26, 1985

Family: Wife: Maggie; Children: Jack and George

EDUCATION

Texas Tech, 2008 (Communication Studies)

COACHING EXPERIENCE

2010	Houston, Quality Control
2011	Houston, Graduate Assistant
2012	Washington State, Inside Wide Receivers
2013	Texas Tech, Co-OC/Inside Wide Receivers
2014	Texas Tech, OC/Wide Receivers
2015-17	Texas Tech, OC/Inside Wide Receivers
2018-21	Incarnate Word, Head Coach
2022	Washington State, OC/Quarterbacks
2023-	UNT, Head Coach

POSTSEASON EXPERIENCE

2005	Cotton Bowl (player, Texas Tech)
2006	Insight Bowl (player, Texas Tech)
2007	Gator Bowl (player, Texas Tech)
2008	Cotton Bowl (player, Texas Tech)
2012	Ticket City Bowl (coach, Houston)
2013	Holiday Bowl (coach, Texas Tech)
2015	Texas Bowl (coach, Texas Tech)
2017	Birmingham Bowl (coach, Texas Tech)
2018	FCS Playoffs (coach, Incarnate Word)
2021	FCS Playoffs (coach, Incarnate Word)
2022	LA Bowl (coach, Washington State)*
2024	First Responder Bowl (coach, UNT)

THE MORRIS WORKSHEET

YEAR	SCHOOL	OVERALL RECORD	CONFERENCE RECORD, FINISH
2018	UIW	6-5	6-2, t-1st
2019	UIW	5-7	4-5, t-7th
2021(S)	UIW	3-3	3-3, t-3rd
2021	UIW	10-3	7-1, 1st
2023	UNT	5-7	3-5, t-8th
2024	UNT	6-7	3-5, t-9th
2025	UNT	4-0	1-0
AT UNT	3 seasons	15-14	7-10
TOTAL	7 seasons	39-32	27-21

MEAN GREEN IN THE NFL

NAME	POS.	TEAM
Jeff Wilson Jr.	RB	Miami Dolphins



MORE QUICK HITTERS

- Prior to the season, HC Eric Morris named OL **Gabe Blair**, DL **Fatafehi Vailea** and P **Sawyer Evans** team captains for the 2025 season.
- The shutout in the opener vs. Lamar was the first shutout for UNT since Oct. 30, 2003 vs. Troy (21-0), first shutout in a season opener since Sept. 1, 1994 vs. ACU (48-0) and most lopsided shutout since Oct. 1, 1988 vs. E. Washington (51-0).
- The Mean Green have had eight or more players catch at least one pass in 27 of the 28 games of the Morris era, including a program record 15 different pass catchers against Washington State.
- Of the 29 games in the Morris era, 13 have seen UNT rack up 500+ yards of total offense.
- In the 17 American games in the Morris era, 11 have been decided by one score. UNT is 5-6 in those contests.
- For the second straight season, UNT was met with a large roster turnover with 68 new players on the roster in 2025, the fourth-most in FBS.
- In addition, North Texas' portal class of 51 players is the second largest in FBS. Despite this, UNT came into 2025 with 465 career NCAA games started on its roster, the most in the Morris era (2023 - 396, 2024 - 388).

SOUTH ALABAMA SERIES HISTORY

- Saturday's matchup between UNT and South Alabama will be the third meeting between the two programs.
- The Mean Green have won each of the first two contests, including a 52-38 win over the Jaguars in week one of the season in Mobile, AL., in 2024.
- In last year's contest, the two teams combined for over 1,100 yards but UNT took advantage of a blocked punt for a touchdown and got 12 catches for 230 yards and two TDs from WR Damon Ward Jr. in the win.
- The only time UNT and USA have met in Denton was in 2012 when North Texas won 24-14 thanks to 109 rushing yards by Brandin Byrd as UNT scored the final 17 points of the game to secure the win.

COMPLEMENTARY FOOTBALL

- The 4-0 start for North Texas can largely be attributed to playing complementary football on both sides of the ball. The Mean Green rank ninth in the country in scoring offense and lead the American in total defense.
- The complementary football is most evident in the turnover battle. North Texas has forced an FBS-leading 10 turnovers and lost just two for an average turnover margin of +2.0 per game, the best mark in the country.
- Of the 10 turnovers forced by the UNT defense in 2025, the Mean Green have converted nine into scores and eight into touchdowns. On the flipside, the UNT offense has turned the ball over just twice and it has led to just three points for the opposition.
- The 59 total points scored off turnovers in 2025 for North Texas already has surpassed the total from the entirety of the 2024 and 2023 seasons. In addition, UNT is averaging 14.75 points off turnovers per game which would shatter the school record set in 2011 (9.25 PPG).
- UNT forced five turnovers in the first half against Wazzu and converted four of those turnovers into touchdowns and forced three turnovers against Army and scored three TDs off those as well.
- The last time North Texas forced five or more turnovers in a half was vs. Army on October 22, 2016.
- Redshirt freshman QB **Drew Mestemaker** has not turned the ball over through four games. According to Pro Football Focus, Mestemaker has only made one "turnover worthy" play this season.

STRONG START ON DEFENSE

- The UNT defense under first-year defensive coordinator **Skyler Cassity** has been strong in the first four games of the 2025 season, especially at DATCU Stadium.
- Teams have had trouble finding the end zone against the Mean Green with UNT giving up 19.5 points per game to rank 47th in FBS and fourth in the American. In home games, that number is down to just 5.0 points allowed per game, good for fifth in college football.
- After allowing 460.5 yards per game in 2024, UNT is giving up 296.3 yards per game this year (1st in American). That 164.2 yard improvement trails only Texas Tech (221.4), Mississippi State (190.9) and Arizona (190.7) as they fourth-best defensive upgrade from 2024 to 2025 in FBS.

UNT DEFENSIVE RANKS		
CATEGORY	2024	2025
Scoring Defense	118th	47th
Total Defense	127th	37th
Pass Defense	121st	11th
Turnovers Forced	77th	1st

DEFENSIVE NUGGETS

- Down the stretch against Western Michigan, the Mean Green defense stood up strong. After falling behind 27-17 with 14:13 left in the fourth, North Texas allowed a total of just four yards over WMU's final four drives of the game including the overtime period.
- Against WMU and Army, the UNT defense allowed nine yards and three total points combined in the OT periods.
- North Texas shutout an opponent for the first time in nearly 22 years in the season opener. The Mean Green blanked Lamar 51-0 for the first shutout since routing Troy 21-0 on Oct. 30, 2003.
- It was UNT's first shutout of an opponent in a season opener since a 48-0 win over ACU on Sept. 1, 1994 and the largest margin of victory in a shutout since taking down Eastern Washington 51-0 on Oct. 1, 1988.
- The Mean Green held Lamar to just 119 total yards, the fewest allowed since giving up 95 vs. ACU on Sept. 5, 1992. In addition, the 31 yards rushing yards allowed was the seventh-fewest allowed since 2000.



4-0 STARTS

- UNT heads into Saturday's contest against Army 4-0 for the first time since 2018 and just the seventh time in program history.
- A 4-0 start has signaled a successful season for the Mean Green a majority of the time with North Texas winning three conference titles (1966, 1959 and 1951) and earning two bowl berths (2018 and 1959).
- In the first six seasons of starting 4-0, the Mean Green finished a combined 46-16 with two nine-win seasons and two more eight win campaigns.
- With a win over South Alabama, UNT would move to 5-0 for the first time since 1959 and just the fourth time in program history. In 1977, the Mean Green began the season with a 5-0 record due to a retroactively forfeited win in the first game of the season against Mississippi State. UNT originally lost the contest 17-15.

MESTE(PLAY)MAKER

- Redshirt freshman QB **Drew Mestemaker** has had a stellar start in his first full season as a starter completing 92 of 130 passes for 1,013 yards and 10 touchdowns.
- According to Pro Football Focus, Mestemaker's 91.9 offensive grade for 2025 rates as the second-highest among all FBS quarterbacks who have played at least 50 percent of their teams snaps.
- Mestemaker leads the American in passing TDs (10), passing efficiency (161.6) and points responsible for (66). He also sits second in completions percentage (70.8) and third in passing yards (1,103).
- With a 10-to-0 TD-to-INT ratio, Mestemaker joins Indiana's Fernando Mendoza (14-0) and Temple's Evan Simon (10-0) as one of just three FBS QBs with double digit TD passes without an interception this year.
- Among FBS freshman, Mestemaker leads the country in completion percentage and touchdown passes while sitting second in passing efficiency and passing yards.
- Mestemaker has thrived on passes between the hashes from 10-19 yards. In that range, his 25 completions is tied for the most in FBS where he also sits second in TD passes (6) and seventh in yards (395).

FROM ZERO TO HERO

- A former walk-on zero-star recruit, **Drew Mestemaker** served as the backup quarterback and played safety while also punting throughout his high school career at Vandegrift HS. Prior to coming to UNT, he had not started a game at QB since his freshman year in HS on the B-team in 2020.
- Through his final three years at Vandegrift, the walk-on QB served as the backup to now-Louisville QB Duece Adams in 2023 and Baylor baseball catcher Brayden Buchanan in 2022 and 2021.
- Despite the lack of recruiting pedigree, Mestemaker won the backup QB job and earned his first career start in the SERVPRO First Responder Bowl last season.
- He put in a stellar performance in the bowl game that saw him rack up 448 yards of total offense, tied for the most of any player in the 2024-25 bowl cycle. He finished 26 of 41 for 393 yards and two touchdowns while rushing nine times for 55 yards, including a 70-yard TD run.
- Mestemaker's 393 passing yards were the second-most by a QB in his starting debut since 2000 in program history while his 55 rushing yards was the fourth-most in that span.

OFFENSIVE MASTERMIND

- UNT head coach **Eric Morris** is one of the top offensive minds in the country, proven by a stellar track record over 12 seasons as an offensive coordinator and head coach.
- In each of his first two seasons at the helm, North Texas offense has ranked inside the top six in total offense (2023-6th, 2024-3rd), inside the top 12 in passing (2023-12th, 2024-4th) and inside the top 23 in scoring (2023-21st, 2024-23rd).
- Since becoming the offensive coordinator at Texas Tech in 2013 Morris has led an offense that finished inside the top 25 (FBS or FCS) in scoring nine times in 12 years.
- In addition, Morris has led offenses that finished in the top-10 in total offense nine times, including the top FBS offense (Texas Tech) in 2016 and the top FCS offense (UIW) in the nation in 2020.
- Morris-led offenses have been dominant through the air as eight of Morris' first 12 years as an OC or HC have resulted in a top-five passing offense in the country.
- In Morris' 29 games as head coach at North Texas, the offense has eclipsed 500 yards on 13 occasions, including six times in 2024, the second-most of any head coach in UNT history (Seth Littrell, 23 in 88 games).
- For perspective, North Texas had just 20 games with 500+ yards of total offense in the five seasons prior to Morris' arrival. UNT is 9-4 when surpassing 500 yards of offense under Morris.

MORRIS OFFENSIVE TEAM RANKINGS (OC & HC)									
YEAR	TEAM	SCORE	TOTAL	PASS	YEAR	TEAM	SCORE	TOTAL	PASS
2013	TTU (OC)	24th	8th	2nd	2019	UIW (HC)*	42nd	33rd	19th
2014	TTU (OC)	55th	10th	5th	2020	UIW (HC)*	3rd	1st	3rd
2015	TTU (OC)	2nd	2nd	2nd	2021	UIW (HC)*	4th	6th	5th
2016	TTU (OC)	5th	1st	1st	2022	WSU (OC)*	79th	93rd	44th
2017	TTU (OC)	23rd	16th	9th	2023	UNT (HC)	21st	6th	12th
2018	UIW (HC)*	25th	9th	4th	2024	UNT (HC)	23rd	3rd	4th

2025 SEASON HONORS

CB DA'VEAWN ARMSTEAD
Preseason 2nd Team All-American Conference
(Athlon, Phil Steele)

OL GABE BLAIR
Preseason 1st Team All-American Conference
(Athlon)
Preseason 2nd Team All-American Conference
(Phil Steele)
CSC Comeback POTY Award Watch List
Preseason Earl Campbell Tyler Rose Award
Watch List

QB COACH SEAN BROPHY
Dave Campbell's Texas Football 40 Under 40

WR MILES COLEMAN
Preseason 2nd Team All-American Conference
(Athlon)
Preseason 3rd Team All-American Conference
(Phil Steele)

P SAWYER EVANS
Preseason 3rd Team All-American Conference
(Phil Steele)
Preseason 4th Team All-American Conference
(Athlon)

WR SIMEON EVANS
Preseason 3rd Team All-American Conference
(Phil Steele)
Preseason 4th Team All-American Conference
(Athlon)

LB TREY FIELDS
Preseason 1st Team All-American Conference
(CFN)
Preseason 3rd Team All-American Conference
(Athlon)
Preseason 4th Team All-American Conference
(Phil Steele)

CB DAVID FISHER
Preseason 1st Team All-American Conference
(Athlon, CFN, Lindy's, Sports Info)
DCTF Preseason 2nd Team All-Texas
Preseason 3rd Team All-American Conference
(Phil Steele)
Preseason Jim Thorpe Award Watch List

S QUINTON HAMMONDS
Preseason 4th Team All-American Conference
(Athlon)

DE BRICEON HAYES
Preseason 2nd Team All-American Conference
(Athlon)
Preseason 3rd Team All-American Conference
(Phil Steele)
Shrine Bowl 1,000 Watchlist

RB CALEB HAWKINS
American Conference Offensive POTW (9/22)

S EVAN JACKSON
Preseason 2nd Team All-AAC (CFN)
Preseason 3rd Team All-AAC (Athlon)



2025 SEASON HONORS

S WILL JONES II

Preseason 1st Team All-American Conference
(Phil Steele)

RB MAKENZIE MCGILL II

Preseason 3rd Team All-American Conference
(Athlon)

Preseason Doak Walker Award Watch List
American Conference POTW Honor Roll (9/8)

QB DREW MESTEMAKER

Earl Campbell Tyler Rose Award HM (9/3)
Earl Campbell Tyler Rose Award HM (9/15)

OL BRAYDON NELSON

Preseason 1st Team All-American Conference
(Lindy's)

Preseason 3rd Team All-American Conference
(Athlon)

OL JIMTO OBIDEGWU

Preseason 4th Team All-American Conference
(Phil Steele)

WR LONDON SIDES

Allstate AFCA Good Works Team

WR BARON TIPTON

The Athletic's 2025 Freak List (No. 93)

DL FATAFEHI VAILEA II

Preseason 1st Team All-American Conference
(Phil Steele)

Preseason 3rd Team All-American Conference
(Athlon)

Polynesian POTY Award Watch List

LB ETHAN WESLOSKI

Preseason 4th Team All-American Conference
(Athlon)

PFF Group of Five Team of the Week (9/1)

LB SHANE WHITTER

American Conference DPOW (9/15)
PFF National Team of the Week (9/14)

TE TRE WILLIAMS III

Preseason 3rd Team All-American Conference
(Phil Steele)

The Athletic's 2025 Freak List (No. 77)

GET IN THE ZONE

- After finishing 2024 converting just 75 percent of red zone chances into scores (119th in FBS), the UNT red zone offense has flipped the switch this season with 26 scores in 27 total chances (96.3%, 20th in FBS).
- North Texas has scored a touchdown on 21 of 27 red zone trips, the second-most in FBS.
- Against Washington State, UNT finished a perfect 9-for-9 in the redzone including eight red zone TDs.
- UNT's 96.3 percent score rate is the best among teams who have been inside the red zone 21+ times.

DOMINANT AT THE DAT

- North Texas has been dominant in its two games at DATCU Stadium this season taking down Washington State 59-10 and shutting out Lamar 51-0.
- The 51 and 49-point wins over Wazzu were the third and fourth-largest margins of victory for UNT in the FBS era (since 1995) trailing only a 74-point win vs. Nicholls (2014) and a 52-point win vs. Middle Tennessee (2011).
- UNT is averaging 55.0 points per game while giving up just 5.0, outscoring opponents 110-10. The +50 average scoring margin in home games is the second-best mark in the nation.
- North Texas forced five turnovers in the first half against the Cougars. It was the first time UNT forced 5+ turnovers in a half since October 22, 2016 vs. Army and the most forced turnovers in a game since Sept. 15, 2018 when they knocked off Arkansas.

SPREAD THE WEALTH

- North Texas has a plethora of options in the passing game this season with 17 different players recording at least once catch, tied for the fifth-most in FBS.
- Four different players, **Wyatt Young**, **Cameron Dorner**, **Miles Coleman** and **Landon Sides** have 100+ receiving yards and 10+ receptions. The quartet has combined for 55 catches, 685 yards and six TDs.
- The Mean Green also added veteran transfer pass catchers **Simeon Evans** (Sam Houston) and TE **Tre Williams III** (Limestone). Evans earned Honorable Mention All-CUSA honors last season while Williams was a DII All-American and has shown his value with a pair of TDs through four games in 2025.
- The Mean Green have had eight or more players catch at least one pass in 28 of the 29 games of the Eric Morris era and set a school record with 15 different pass catchers in the win over Wazzu.
- The offense has been balanced overall as well with 12 different players scoring a touchdown trailing only USC and Vanderbilt for third in the nation.
- UNT had seven different players score a touchdown against Washington St., the most in program history.

THE HAWK HAS LANDED

- Freshman RB **Caleb Hawkins** broke out in a big way in the win over Army, rushing 13 times for 99 yards and four touchdowns, including the game-winning score in overtime.
- Hawkins joined Lance Dunbar, Jamario Thomas, Patrick Cobbs and Scott Davis as just the fifth player in program history to rush for four TDs in a game. Of that list, only Hawkins and Thomas (2004) are freshmen.
- Hawkins earned American Conference Offensive Player of the Week honors for his efforts against the Black Knights and has now rushed 26 times for 167 yards and five TDs on the year.

ALL HE DOES IS SCORE TOUCHDOWNS

- Sophomore RB **Makenzie McGill II** has proven to have a nose for the endzone as he is up to 14 rushing touchdowns in his career through 17 games played.
- McGill II has scored a rushing touchdown in seven consecutive games, tied for the third-longest active streak of games with a rushing touchdown among FBS players.
- McGill, who logged 100+ rushing yards in road wins over WMU and Army, is the only returning running back in the American who logged double-digit rushing TDs in 2024.
- The sophomore RB has picked up right where he left off, scoring a rushing touchdown in each of the first four games of 2025, including the game-winner in OT against WMU. McGill's 14 touchdowns in the last two seasons are the most among non-P4 running backs in that span.
- McGill is one of only 11 RBs who had 10+ rushing TDs to return to the team he played for in 2024 along with Notre Dame's Jeremiah Love, Penn State's Nick Singleton and Texas A&M's Le'Veon Moss among others. He joins San Jose State's Floyd Chalk IV as one of only two non-power 4 RBs to stake that claim.

AMERICAN CONFERENCE DEFENSIVE PLAYER OF THE WEEK

- LB **Shane Whitter** spearheaded a dominant defensive effort for in the win over Washington State and was named the American Defensive Player of the Week on Sept. 15.
- The senior LB from Burlington, North Carolina, is the first UNT player to earn Defensive Player of the Week honors since the program joined the American prior to the 2023 season.
- In the rout of the Cougars, Whitter led the defense with a game-high eight tackles, including five solo stops, a tackle for loss and his first career interception that he returned 43 yards to the Washington State 12-yard line to set up a Mean Green touchdown. He also had a QB hurry on the Cougars' first drive of the game that led to an errant throw and an **Evan Jackson** interception to help put UNT up 14-0 early.
- Through four games, Whitter leads the team in tackles (38) and ranks fourth in the American in solo stops (18).



JUST LIKE HE DREW IT UP

- Among the 136 FBS schools, Mestemaker was one of only 11 starting quarterbacks from the 2024 recruiting class won the starting QB job for the season opener in 2025.
- Of those 11 starters, eight were ranked inside the top 25 QBs in the class by 247.
- In addition, Mestemaker is the only one of that group to not be ranked by any of the major services and the only former walk on to earn the starting job.

FBS QBS TO WIN STARTING JOBS IN 2025 FROM 2024 RECRUITING CLASS

PLAYER	TEAM	247 QB RANKING	2025 STATS
DJ Lagway	Florida (2-2)	#1 (5-Star)	83-123, 690 Yds, 5 TD, 6 INT
Dylan Raiola	Nebraska (3-1)	#2 (5-Star)	102-135, 1,137 Yds, 11 TD, 1 INT
Julian Sayin	Ohio State (3-0)	#3 (5-Star)	56-71, 779 Yds, 8 TD, 3 INT
CJ Carr	Notre Dame (1-2)	#6 (4-Star)	49-74, 737 Yds, 5 TD, 2 INT
Hauss Hejny*	Oklahoma State (1-2)	#12 (4-Star)	5-10, 96 Yds, 1 TD, 0 INT
Demond Williams Jr.	Washington (3-0)	#19 (4-Star)	50-68, 778 Yds, 6 TD, 0 INT
Drake Lindsey	Minnesota (2-1)	#23 (3-Star)	46-76, 634 Yds, 4 TD, 2 INT
CJ Bailey	NC State (3-1)	#24 (3-Star)	92-128, 1,083 Yds, 7 TD, 4 INT
Brad Jackson	Texas State (3-1)	#106 (3-Star)	68-102, 864 Yds, 6 TD, 1 INT
Micah Alejandro	Hawai'i (3-2)	#126 (3-Star)	73-117, 586 Yds, 3 TD, 4 INT
Drew Mestemaker	North Texas (4-0)	NR (NR)	92-130, 1,013 Yds, 10 TD, 0 INT

SKY'S THE LIMIT

- In the offseason, North Texas brought in Defensive Coordinator **Skyler Cassity** after a successful one-year stint in the same role at Sam Houston.
- In 2024, Cassity led Sam Houston's 11th-ranked pass defense while forcing 22 turnovers, the 16th-most in FBS in 2024. The Bearkats were also one of only four Group of Five teams to give up 20.0 points per game or less last season.
- Upon arrival at Sam Houston, Cassity inherited a 3-9 defense which he immediately turned into a 9-3 team for 2024. The program became bowl eligible for the first time.
- The Bearkats ranked eighth in possession stop rate at 73.8%, 14th in red zone defense and 12th fourth-down defense. In CUSA, Cassity's defense was top five in every category and led the league in scoring defense, passing defense, passing defensive efficiency, red zone defense and interceptions.
- Prior to Sam Houston, Cassity spent two seasons, 2022-23, as Abilene Christian's defensive coordinator.

QUARTERBACK WHISPERER

- UNT head coach Eric Morris has had a knack for finding under-the-radar talent at the quarterback position and turning them into elite players at their position.
- In his time coaching, Morris has had the opportunity to recruit and mentor future NFL quarterbacks **Case Keenum** (Houston, 2010-11), **Baker Mayfield** (Texas Tech, 2013), **Davis Webb** (Texas Tech, 2013-15), **Patrick Mahomes** (Texas Tech, 2014-16) and **Cam Ward** (UIW, 2020-21)
- Of the top quarterbacks listed above, none of them were ranked higher than a three star as a recruit by any of the major services, highlighted by providing the only collegiate offer to Heisman finalist and future 2025 NFL No. 1 overall pick Cam Ward.
- Also of note, when Morris was the offensive coordinator at Washington State he extended the only P4 offer to now Oklahoma QB and Heisman Trophy candidate John Mateer out of High School.

NFL QUARTERBACKS RECRUITED/COACHED BY ERIC MORRIS

QUARTERBACK	HS RECRUITING RANKING	NFL DRAFT	CURRENT NFL TEAM
Case Keenum (UH)	Two-Star, #1769 National	Undrafted	Chicago Bears
Baker Mayfield (TTU)	Three-Star, #1021 National	1st Round, #1 Overall	Tampa Bay Buccaneers
Davis Webb (TTU)	Three-Star, #503 National	3rd Round, #87 Overall	Denver Broncos (QB Coach)
Patrick Mahomes (TTU)	Three-Star, #389 National	1st Round, #10 Overall	Kansas City Chiefs
Cam Ward (UIW)	Zero Star, Unranked National	1st Round, #1 Overall	Tennessee Titans

* HS recruiting ranking listed per 247 composite

UNT RECORD BREAKDOWN

Current Streak	W4
Current Home Streak	W2
Current Away Streak	W3
Last Win	45-38, at Army (9/20/25)
Last Home Win	59-10, vs. WSU (9/13/25)
Last Away Win	45-38, at Army (9/20/25)
Last Loss	30-28, vs. Texas State (1/3/25)
Last Home Loss	40-28, vs. ECU (11/23/24)
Last Away Loss	48-27, at UTSA (11/15/24)

MORRIS BY THE NUMBERS

	2025	Under Morris
Home	2-0	8-6
Road	2-0	7-7
Neutral	0-0	0-1
Day Games	3-0	6-5
Night Games	1-0	3-2
vs. AP Ranked Opponents	0-0	0-2
August	1-0	2-0
September	3-0	8-3
October	0-0	2-5
November	0-0	3-5
December	0-0	0-0
January	0-0	0-1
One-Score Games	2-0	7-8
Score < 20 Points	0-0	0-1
Score 20+ Points	4-0	15-13
Score 30+ Points	4-0	14-4
Score 40+ Points	3-0	11-2
Opponent Scores < 20 Points	2-0	5-1
Opponent Scores 20+ Points	2-0	10-13
Opponent Scores 30+ Points	2-0	7-12
Opponent Scores 40+ Points	0-0	1-9
Leading at the Half	3-0	11-2
Trailing at the Half	1-0	4-12
Tied at the Half	0-0	0-0
Leading After 3 Quarters	3-0	12-0
Trailing After 3 Quarters	1-0	3-14
Tied After 3 Quarters	0-0	0-0
Scoring First	3-0	8-4
Opponent Scores First	1-0	7-10
Running More Plays Than Opponent	1-0	8-8
Opponent Runs More Plays	2-0	6-6
Same Number of Plays	1-0	1-0
Committing More Turnovers	0-0	3-10
Winning Turnover Margin	3-0	7-2
Turnovers Are Even	1-0	5-2
Committing At Least Two Turnovers	0-0	2-11
Winning Time of Possession	1-0	7-2
Opponent Wins Time of Possession	3-0	8-12
Running 70 or More Offensive Plays	2-0	12-7
Running < 70 Offensive Plays	2-0	3-7
Rushing For 150 Yards or More	3-0	12-7
Rushing For Less Than 150 Yards	1-0	3-7
Rushing For 200 Yards or More	1-0	8-4
Passing For 200 Yards or More	4-0	15-13
Passing For Less Than 200 Yards	0-0	0-1
Passing % Is Over 55%	3-0	13-12
Passing % Is Less Than 55%	1-0	2-2
3rd Down Conversions is > 40%	4-0	9-5
3rd Down Conversion is < 40%	0-0	6-9
Third Down Conversion is 40%	0-0	0-0
More Total Yards Than Opponent	3-0	12-5
Opponent Gains More Total Yards	1-0	3-9

UNT UNIFORM TRACKER

In partnership with Nike, the UNT football program will unveil a large number of uniform combinations throughout the 2025 season.

Date	Opponent	Helmet	Jersey	Pants	Date	Opponent	Helmet	Jersey	Pants
8/30	Lamar	White	Green	Green	10/18	UTSA			
9/6	WMU	Green	Green	Green	10/24	Charlotte			
9/13	Wazzu	White	Green	Green	11/1	Navy			
9/20	Army	Green	White	Green	11/15	UAB			
9/27	USA				11/22	Rice			
10/10	USF				11/29	Temple			

**RANKING COMPARISON**

Category	UNT		USA	
	Value	RK	Value	RK
Total Offense	439.0	42	379.5	79
Rush Offense.....	176.8	61	186.5	53
Pass Offense	262.3	40	193.0	95
Team Pass Eff.	159.21	31	147.18	53
Scoring Offense.....	47.0	9	26.0	85
Total Defense.....	296.3	37	340.8	59
Rush Defense.....	174.5	107	196.3	122
Pass Defense	121.8	11	144.5	17
Team Pass Eff. D	99.79	17	115.6	41
Scoring Defense	19.5	48	30.8	113
Turnover Margin	2.00	1	-0.75	108
3rd Down Conv Pct.....	53.3	16	38.9	76
4th Down Conv Pct.....	50.0	72	53.8	71
3rd Down Conv Pct D	45.9	117	48.1	124
4th Down Conv Pct D	62.5	90	100.0	130
Red Zone Offense	96.3	20	81.3	86
Red Zone Defense	88.9	85	100.0	110
Net Punting.....	39.6	75	34.3	123
Punt Return Avg	3.8	113	21.8	9
Kickoff Return Avg	13.7	122	11.3	126
First Downs Offense	102	14	84	51
First Downs Defense	69	62	74	71
Fewest Penalties/Game	5.75	57	5.75	57
Fewest Pen. Yds/Game.....	49.0	56	41.3	27
Time of Possession	28:21	101	30:00	67

PLAYERS WITH COLLEGE DEGREES

North Texas has 15 players on the roster who have already received their college degrees.

- Gabe Blair
- Marcellus Crutchfield
- Sawyer Evans
- Trey Fields
- Grant Gainer
- Briceon Hayes
- Tyrese Hunt-Thompson
- Will Jones II
- Jackson Lataimua
- Larry Moore III
- Ugonna Nnanna
- Richard Outland Jr.
- Reese Poffenbarger
- Fatafehi Vailea II
- Shane Whitter
- Tay Yanta II

MESTIE'S BESTIE

- Starting QB **Drew Mestemaker** and WR **Miles Coleman** have had a connection going back to their respective youth leagues when they played together in Austin, Texas.
- The duo continued the friendship on and off the field into high school where they played together at Vandegrift HS in Northwest Austin, Texas. Their senior year in 2023, the Vipers went 10-0 in the regular season and won the 6A District 25 title.
- Now together on the field in college, Coleman and Mestemaker have continued that connection. In five games with Mestemaker as the starting QB, they have combined for 25 completions for 286 yards and a touchdown.

BEARKATS ➡ MEAN GREEN

- In addition to a new defensive staff, Cassity also helped bring seven players from Sam Houston in the transfer portal, six of which are on the defensive side of the ball.
- The defensive additions are CB **Da'Veawn Armstead**, LB **S'Maje Burrell**, LB **Trey Fields**, CB **David Fisher**, DL **Briceon Hayes** and DL **Richard Outland Jr.** who have all been strong contributors to the UNT defense this season.
- All seven additions appear on the two-deep while Fields, Outland, Hayes, Fisher and Evans all started in the contest against Army.
- Fields serves as the quarterback of the defense after starting 12 games at linebacker for the Bearkats in 2024. The senior out of Danciger, Texas, is third on the team with 26 tackles and has also added two TFLs, an interception and a forced fumbles this season.
- In the secondary, Fisher and Armstead were the starting corners for 11 of Sam Houston's 13 games. The duo has combined for 16 tackles, a TFL, an INT, a forced fumble and a pair of PBUs on the year.
- Along the defensive front, Outland Jr. started 11 games in 2024 and was a space stuffer in the middle with 5.5 TFLs and 3.0 sacks. He added another TFL against Lamar in his first game in a UNT uniform.
- Offensively, Evans has caught nine passes for 97 yards while also serving as the primary kick returner.
- In total, the seven transfers from Sam Houston have combined for 245 games played with 97 combined starts.

LINEBACKER CORE

- The Mean Green LB room is having a breakout season with the return of senior **Shane Whitter** and junior **Ethan Wesloski** along with the addition of senior transfer **Trey Fields**. The trio sit first, second and third on the team in tackles this season.
- Wesloski has been stellar with 27 tackles and a team-high 5.0 tackles for loss (t-3rd in the American). He had the biggest play of the night against Lamar when he produced a TFL, forced a fumble and recovered it in the endzone for UNT's first defensive touchdown since 2022.
- Fields has racked up 26 tackles, 2.0 TFLs, an interception and a forced fumble on the year. Fields is the quarterback of the defense and wears the helmet communication with DC Skyler Cassity on gameday.
- Whitter, meanwhile, leads the team with 36 tackles and has added an INT and a fumble recovery. The senior transfer from Oklahoma has 31 tackles in the last three games for the Mean Green.

KICKIN' IT WITH KALI

- Sophomore K **Kali Nguma** has had a strong start to his UNT career kicking for the Mean Green.
 - Last season, Nguma went 11 for 16 in field goals with a long of 46 yards and matched a school record by going a perfect 55 for 55 in extra points. He has hit all four of his FG attempts this season, including a 25-yarder that tied the game with less than two minutes left against WMU to send the contest to OT.
 - Nguma has started a perfect 23-for-23 in XPs this season to push his career total to 78, good for sixth-most in program history.
 - In the extra point category, UNT kickers have still not missed a PAT in two seasons under Eric Morris.
- Kickers have combined to connect on 126 consecutive PATs dating back to Oct. 29, 2022 against WKU.

CAREER PAT KICKS MADE LEADERS

PLAYER	SEASONS	XPA	XPM
1. Ethan Mooney	2018-22	177	175
2. Trevor Moore	2014-17	154	154
3. Nick Bazaldua	2002-05	126	116
4. Keith Chapman	1986-89	91	89
5. Zach Olen	2010-13	89	83
6. Kali Nguma	2024-Pres.	78	78

GETTING IT DONE IN THE CLASSROOM

- As they have been throughout Eric Morris' tenure, the Mean Green have excelled in the classroom.
- In the spring 2025 semester, UNT posted a team GPA of 3.252. It was the second-highest semester GPA in program history and the highest spring semester team GPA in program history.
- Additionally, 15 players have on the roster have already received their college degrees.
- **Simeon Evans** has been a standout in the classroom with a 3.82 cumulative GPA and earned the honor of being named UNT's nominee for the prestigious Campbell Trophy, given each year to the FBS player who stands out the most in both the classroom and on the field.

DEPTH CHART

OFFENSE

Z	3	SIMEON EVANS (5-11, 208, SR.)	OR
	4	CAMERON DORNER (6-1, 195, SR.)	
Y	1	MILES COLEMAN (5-6, 159, SO.)	
	10	Wyatt Young (6-0, 195, So.)	
LT	67	BRAYDON NELSON (6-4, 321, SO.)	
	76	Desmond Magiya (6-5, 329, So.)	
LG	65	GABE BLAIR (6-2, 306, SR.)	
	53	Dylan Shaw (6-4, 314, So.)	
C	70	TAY YANTA II (6-4, 335, SR.)	
	65	Gabe Blair (6-2, 306, Sr.)	
RG	54	JOHNNY DICKSON III (6-2, 296, SO.)	
	53	Dylan Shaw (6-4, 314, So.)	
RT	72	JIMTO OBIDEGWU (6-5, 335, SR.)	OR
	68	Keon Johnson (6-4, 356, So.)	
X	22	LANDON SIDES (5-11, 190, JR.)	
	18	Terrence Lewis (5-11, 165, Fr)	
H	10	WYATT YOUNG (6-0, 195, SO.)	
	11	Dalton Carnes (5-9, 174, Jr.)	
TE	6	TRE WILLIAMS III (6-3, 229, SR.)	
	87	Brandon Young Jr. (6-5, 239, So.)	
QB	17	DREW MESTEMAKER (6-4, 211, R-FR.)	
	7	Reese Poffenbarger (6-0, 210, Sr.)	
RB	5	JAYDEN BECKS (5-10, 184, JR.)	OR
	24	CALEB HAWKINS (6-2, 200, FR.)	OR
	0	MAKENZIE MCGILL II (5-9, 202, SO.)	OR
	21	KIEFER SIBLEY (5-9, 179, SO.)	

DEFENSE

DE	44	BRICEON HAYES (6-3, 231, SR.)	
	45	Zhaiylen Scott (6-1, 240, R-Fr.)	
DT	8	RICHARD OUTLAND JR. (6-3, 288, SR.)	
	99	Avion Carter (6-4, 280, So.)	OR
	94	Jayden Williams (6-2, 298, So.)	
DT	98	SAADIQ CLEMENTS (6-4, 290, SO.)	
	95	Rudy Vargas Jr. (6-2, 299, Jr.)	OR
	93	Terrell Washington (6-1, 307, So.)	
DE	90	ETHAN DAY (6-4, 250, JR.)	
	40	Keviyen Huddleston (6-2, 260, So.)	OR
	97	Joshua Pierce (6-4, 250, So.)	
SAM	32	ETHAN WESLOSKI (6-1, 234, JR.)	
	35	JJ Jean-Louis (6-1, 228, So.)	
MIKE	6	TREY FIELDS (6-0, 212, SR.)	
	19	Kenton Allen (6-2, 225, Sr.)	
WILL	7	SHANE WHITTER (6-0, 222, SR.)	
	26	S'Maje Burrell (6-0, 213, So.)	
NICKEL	30	BJ ALLEN JR. (6-0, 193, JR.)	OR
	14	QUINTON HAMMONDS (6-1, 219, SO.)	OR
	13	JACKSON LATAIMUA (5-11, 197, SR.)	
S	0	WILL JONES II (5-10, 186, SR.)	
	22	Julian Knox (6-3, 220, R-Fr.)	
S	3	EVAN JACKSON (5-11, 183, JR.)	OR
	12	PATRICK SMITH-YOUNG (5-9, 190, JR.)	
CB	1	DAVID FISHER (5-11, 182, SR.)	
	5	Chase Canada (5-11, 191, Jr.)	OR
	4	Tyrane Stewart (5-11, 190, Sr.)	
CB	2	DA'VEAWN ARMSTEAD (6-1, 183, SR.)	
	25	Kollin Lewis (5-11, 185, So.)	

SPECIAL TEAMS

K	40	KALI NGUMA (5-10, 186, SO.)	
	46	Miguel Arenas (6-2, 199, R-Fr.)	
P	41	SAWYER EVANS (6-3, 204, SR.)	
	37	Will Hutchison (6-2, 210, So.)	
H	41	SAWYER EVANS (6-3, 204, SR.)	
	49	Brodie Scoggins (6-2, 212, Fr.)	
LS	48	CADEN YATES (6-1, 226, SO.)	
	49	Brodie Scoggins (6-2, 212, Fr.)	
KR	3	SIMEON EVANS (5-11, 208, SR.)	
	5	Jayden Becks (5-10, 184, Jr.)	
PR	1	MILES COLEMAN (5-6, 159, SO.)	
	18	Terrence Lewis (5-11, 165, Fr.)	

PRONUNCIATION GUIDE

Victor ADERUNGBOYE	Add-er-ung-boy	Jackson LATAIMUA	La-THAI-moo-uh
KENTON Allen	Kent-ON	Julio MADERO IV	Muh-DARE-oh
DA'VEAWN Armstead	Day-vee-on	Desmond MAGIYA	muh-GEE-yuh
AMARION Berry	Uh-MAR-ee-on	DEMETRIE Morgan	DUH-me-TREE
KEELENE Bradley	Kuh-LEAN	UGONNA NNANNA	U-gonna Nah-nah
S'MAJE BURRELL	SUH-mah-jay BURR-el	KALI NGUMA	kaw-LEE UN-goo-MUH
DADRIAN BURLESON	DEE-Adrian BURR-less-on	JIMTO OBIDEGWU	Jim-TOE Oh-BEE-day-GWOO
AVION Carter	AYE-vee-on	Kevin ODIKPO	OH-dee-poh
SAADIQ Clements	Suh-DEEK	Divine Love ONOCHIE	Oh-NO-chee
JALYN DURGAN	JAY-LYNN Durr-gan	Christian PETTWAY	PET-way
Coach Ike EGUAE	Egg-why	Reese POFFENBARGER	Poff-en-barger
SIMEON Evans	SIM-ee-n	ZHAIYLEN Scott	ZAY-len
JJ JEAN-LOUIS	JEEN-LEWIS	KEIFER SIBLEY	KEE-fer SIB-lee
BRICEON Hayes	BRICE-n	TYRANE Stewart	TY-RAN
TYRESE Hunt-Thompson	TIE-Reese	Coach Drew SVOBODA	SWUH-bode-uh
Will HUTCHISON	HUTCH-es-on	FATAFEHI VAILEA II	FAH-tah-FAY-hee vye-LEE-uh
KEVIYAN Huddleston	KEV-ee-on HUDDLE-ston	TERRELL Washington	TUH-rell
Kyle KOCH	Cook	Ethan WESLOSKI	wez-LOSS-key
SHANDON King	SHAN-den	Shane WHITTER	WITT-urr
JAYMON Lamb	JAY-mon	TAY YANTA II	TAYE YAWN-ta

ROSTER BY STATE

Texas	82
California	4
Louisiana	3
Maryland	3
Mississippi	3
Ohio	3
Oklahoma	3
Florida	2
Michigan	2
Arkansas	1
Georgia	1
Kansas	1
Kentucky	1
North Carolina	1
Virginia	1

ROSTER BY CLASS

Freshman	18
Redshirt Freshman	17
Sophomore	32
Junior	19
Senior	25

ROSTER BY POSITION

Cornerback	10
Defensive Line	21
Kicker	3
Linebacker	10
Long Snapper	2
Offensive Line	20
Punter	2
Quarterback	4
Running Back	7
Safety	11
Tight End	6
Wide Receiver	15

UNT MEAN GREEN ROSTER

ALPHABETICAL ROSTER

NO.	PLAYER, POS.
83	Victor Aderungboye, TE
19	Kenton Allen, LB
30	BJ Allen Jr., S
46	Miguel Arenas, K
2	Da'Veawn Armstead, CB
5	Jayden Becks, RB
43	Anthony Benford II, CB
62	Amarion Berry, OL
65	Gabe Blair, OL
46	Keelene Bradley, LB
96	AJ Brown, DL
23	Tyler Brown, WR
89	Dadrian Bursleson, DL
26	S'Maje Burrell, LB
5	Chase Canada, CB
11	Dalton Carnes, WR
99	Avion Carter, DL
98	Saadiq Clements, DL
1	Miles Coleman, WR
18	Isaiah Collins, CB
88	Marcellus Crutchfield, WR
90	Ethan Day, DL
47	Harrison Dempsey, S
54	Johnny Dickson III, OL
4	Cameron Dornier, WR
9	Jalyn Durgan, DL
41	Sawyer Evans, P
3	Simeon Evans, WR
53	Blake Fann, LB
6	Trey Fields, LB
1	David Fisher, CB
86	Grant Gainer, TE
20	Bryce Garza, S
66	Willie Goodacre, OL
20	Ashton Gray, RB
45	Amel Hadzisabic, K
79	Brodie Hamilton, OL
14	Quinton Hammonds, S
24	Caleb Hawkins, RB
44	Briceon Hayes, DL
78	Santiago Hernandez, OL
40	Keviyon Huddleston, DL
9	Tyrese Hunt-Thompson, WR
37	Will Hutchison, P
3	Evan Jackson, S
36	Keenan Jackson, RB
35	JJ Jean-Louis, LB
12	Chris Jimerson Jr., QB
68	Keon Johnson, OL
0	Will Jones II, S
8	Shandon King, WR
42	Brayden Knox, DL
22	Julian Knox, S
14	Kyle Koch, WR
69	Ryan Krueger, OL
77	Jaymon Lamb, OL
13	Jackson Lataimua, S
58	Caleb Lathan, DL
81	Chris Lewis, WR
25	Kollin Lewis, CB
18	Terrence Lewis, WR
73	Julio Madero IV, OL
76	Desmond Magiya, OL

NUMERICAL ROSTER

No.	Name	Pos.	Ht.	Wt.	Cl.	Hometown / Previous School
0	Will Jones II	S	5-10	186	Sr.	Mansfield, TX / Old Dominion
0	Makenzie McGill II	RB	5-9	202	So.	Mount Vernon, TX / Mount Vernon HS
1	Miles Coleman	WR	5-6	159	So.	Austin, TX / Vandegrift HS
1	David Fisher	CB	5-11	182	Sr.	Houston, TX / Sam Houston
2	Da'Veawn Armstead	CB	6-1	183	Sr.	Baton Rouge, LA / Sam Houston
3	Simeon Evans	WR	5-11	208	Sr.	Mansfield, TX / Sam Houston
3	Evan Jackson	S	5-11	183	Jr.	Houston, TX / North Shore HS
4	Cameron Dornier	WR	6-1	195	Sr.	New Market, MD / Shepherd
4	Tyrane Stewart	CB	5-11	190	Sr.	Osyka, MS / North Carolina
5	Jayden Becks	RB	5-10	184	Jr.	Waxahachie, TX / Missouri State
5	Chase Canada	CB	5-11	191	Jr.	Hahnville, LA / Illinois
6	Trey Fields	LB	6-0	212	Sr.	Danciger, TX / Sam Houston
6	Tre Williams III	TE	6-3	229	Sr.	Calhoun, GA / Limestone
7	Reese Poffenbarger	QB	6-0	210	Sr.	Middletown, MD / Miami
7	Shane Whitter	LB	6-0	222	Sr.	Burlington, NC / Oklahoma
8	Shandon King	WR	6-2	180	Jr.	Houston, TX / Snow College
8	Richard Outland Jr.	DL	6-3	288	Sr.	Houston, TX / Sam Houston
9	Jalyn Durgan	DL	6-4	251	Sr.	Ocean Springs, MS / South Alabama
9	Tyrese Hunt-Thompson	WR	6-1	184	Sr.	Cassopolis, MI / Ferris State
10	Wyatt Young	WR	6-0	195	So.	Katy, TX / Tompkins HS
11	Dalton Carnes	WR	5-9	174	Jr.	College Station, TX / Houston
12	Chris Jimerson Jr.	QB	5-10	166	Fr.	Fort Worth, TX / North Crowley HS
12	Patrick Smith-Young	S	5-9	190	Jr.	Sugar Land, TX / Old Dominion
13	Jackson Lataimua	S	5-11	197	Sr.	San Bruno, CA / Washington State
14	Quinton Hammonds	S	6-1	219	So.	Allen, TX / Allen HS
14	Kyle Koch	WR	6-2	192	R-Fr.	Dripping Springs, TX / Dripping Springs HS
15	Fatafehi Vailea II	DL	6-1	292	Sr.	Oakland, CA / Desert Pines (NV) HS
16	Gabe Stroud	CB	5-10	186	R-Fr.	Whitehouse, TX / Whitehouse HS
16	Tom von Grote	QB	6-3	212	R-Fr.	Trophy Club, TX / Byron Nelson HS
17	Drew Mestemaker	QB	6-4	211	R-Fr.	Austin, TX / Vandegrift HS
18	Isaiah Collins	CB	6-3	190	R-Fr.	Huntsville, TX / Texas Tech
18	Terrence Lewis	WR	5-11	165	Fr.	Brenham, TX / Bryan HS
19	Kenton Allen	LB	6-2	225	Sr.	Riverside, CA / Angelo State
20	Bryce Garza	S	6-2	185	Fr.	Wolfforth, TX / Frenship HS
20	Ashton Gray	RB	6-0	208	R-Fr.	Marion, AR / Marion HS
21	Kiefer Sibley	RB	5-9	179	So.	Waco, TX / Connally HS
21	Jaydon Smith	S	6-0	190	R-Fr.	Ingleside, TX / Ingleside HS
22	Julian Knox	S	6-3	220	R-Fr.	Fort Worth, TX / TCU
22	Landon Sides	WR	5-11	190	Jr.	Denton, TX / Guyer HS
23	Tyler Brown	WR	5-10	170	Fr.	Aubrey, TX / Aubrey HS
24	Caleb Hawkins	RB	6-2	200	Fr.	Shawnee, OK / North Rock Creek HS
25	Kollin Lewis	CB	5-11	185	So.	Gladewater, TX / Gladewater HS
26	S'Maje Burrell	LB	6-0	213	So.	Fort Worth, TX / Sam Houston
29	Kamdon McFarland	S	6-0	212	So.	Mansfield, TX / Lake Ridge HS
30	BJ Allen Jr.	S	6-0	193	Jr.	Aledo, TX / Texas
31	Zachary Yang	WR	5-9	171	Fr.	North Richland Hills, TX / Birdville HS
32	Ethan Wesloski	LB	6-1	234	Jr.	McKinney, TX / Boyd HS
34	Dennis Moody III	RB	5-11	165	Jr.	Frisco, TX / North Alabama
34	Brenden Reese	LB	6-2	235	Fr.	Longview, TX / Longview HS
35	JJ Jean-Louis	LB	6-1	228	So.	Centerville, OH / Iowa State
36	Keenan Jackson	RB	5-10	170	Fr.	Haltom City, TX / Haltom HS
36	Jaden Manning	LB	6-1	221	Fr.	Mansfield, TX / Legacy HS
37	Will Hutchison	P	6-2	210	So.	Fulshear, TX / Colorado State
38	Kevin Odikpo	CB	6-2	199	So.	Houston, TX / Tyler JC
39	Tramell Windham	CB	5-10	160	R-Fr.	Fort Worth, TX / Angelo State
40	Keviyon Huddleston	DL	6-2	260	So.	Tyler, TX / TCU
40	Kali Nguma	K	5-10	186	So.	Mission, TX / Sharyland HS
41	Sawyer Evans	P	6-3	204	Sr.	Arlington, TX / Texas Southern
42	Brayden Knox	DL	6-3	235	Fr.	Oklahoma City, OK / Putnam City HS
43	Anthony Benford II	CB	5-11	184	Jr.	Denton, TX / Missouri Western
44	Briceon Hayes	DL	6-3	231	Sr.	Huntsville, TX / Sam Houston

UNT MEAN GREEN ROSTER

NUMERICAL ROSTER

No.	Name	Pos.	Ht.	Wt.	Cl.	Hometown / Previous School
45	Amel Hadzisabic	K	5-11	185	So.	Amarillo, TX / Fort Hays State
45	Zhaiylen Scott	DL	6-1	240	R-Fr.	Cedar Hill, TX / Cedar Hill HS
46	Miguel Arenas	K	6-2	199	R-Fr.	Flower Mound, TX / Flower Mound HS
46	Keelene Bradley	LB	6-3	222	Jr.	Fort Worth, TX / Colorado Mesa
47	Harrison Dempsey	S	5-11	210	Jr.	Gainesville, TX / Oklahoma State
48	Caden Yates	LS	6-1	226	So.	Argyle, TX / Argyle HS
49	Brodie Scoggins	LS	6-2	212	Fr.	Coppell, TX / Coppell HS
52	Titus Roberson	DL	6-1	225	Fr.	Coppell, TX / Coppell HS
53	Blake Fann	LB	6-1	238	So.	Frisco, TX / Lone Star HS
53	Dylan Shaw	OL	6-4	314	So.	Corpus Christi, TX / Texas Tech
54	Johnny Dickson III	OL	6-2	296	Jr.	Corpus Christi, TX / Virginia Tech
56	Divine Love Onochie	DL	6-5	226	Fr.	Dallas, TX / Lake Highlands HS
58	Caleb Lathan	DL	6-4	284	R-Fr.	Plano, TX / Nevada
59	Christian Pettway	OL	6-6	259	R-Fr.	Lindale, TX / Lindale HS
60	Jordan Reasonover	OL	6-4	265	Fr.	Houston, TX / Westfield HS
62	Amarion Berry	OL	6-2	307	R-Fr.	Tupelo, MS / Rowlett HS
64	Roberto Rodriguez	OL	6-5	275	Fr.	Pasadena, TX / Deer Park HS
65	Gabe Blair	OL	6-2	306	Sr.	Denton, TX / Guyer HS
66	Willie Goodacre	OL	6-5	331	R-Fr.	Denton, TX / Syracuse
67	Braydon Nelson	OL	6-4	321	So.	Kilgore, TX / Kilgore HS
68	Keon Johnson	OL	6-4	356	So.	Akron, OH / Archbishop Hoban HS
69	Ryan Krueger	OL	6-2	303	So.	Hurst, TX / LD Bell HS
70	Tay Yanta II	OL	6-4	335	Sr.	Falls City, TX / Abilene Christian
71	Ugonna Nnanna	OL	6-4	311	Sr.	Arlington, TX / Virginia
72	Jimto Obidegwu	OL	6-5	335	Sr.	Brandywine, MD / Kent State
73	Julio Madero IV	OL	6-4	332	So.	Odessa, TX / Navarro College
74	Larry Moore III	OL	6-6	284	Sr.	Missouri City, TX / Texas Tech
76	Desmond Magiya	OL	6-5	329	So.	McKinney, TX / McKinney HS
77	Jaymon Lamb	OL	6-4	264	So.	Dallas, TX / SFA
78	Santiago Hernandez	OL	6-5	300	Fr.	Irving, TX / Ranchview HS
79	Brody Hamilton	OL	6-4	300	Fr.	Denton, TX / Guyer HS
80	Baron Tipton	WR	6-5	201	R-Fr.	Coppell, TX / Coppell HS
81	Chris Lewis	WR	6-3	192	So.	Wylie, TX / Navarro JC
82	Connor Vaughn	TE	6-4	256	Jr.	Flower Mound, TX / Tulsa
83	Victor Aderungboye	TE	6-3	248	R-Fr.	Missouri City, TX / Fort Bend Dulles HS
84	Jackson Muckelroy	TE	6-4	205	So.	Houston, TX / Incarnate Word
86	Grant Gainer	TE	6-1	240	Sr.	Akron, OH / Akron
87	Brandon Young Jr.	TE	6-5	239	So.	Mansfield, TX / Legacy HS
88	Marcellus Crutchfield	WR	6-0	200	Jr.	Tampa, FL / Toledo
89	Dadrian Burleson	DL	6-0	324	Sr.	Dallas, TX / Texas College
90	Ethan Day	DL	6-4	250	Jr.	Ripon, CA / Wyoming
91	Demetrie Morgan	DL	6-5	238	Jr.	Fort Myers, FL / Butler CC
92	Will Smith	DL	6-3	231	So.	Choctaw, OK / Tulsa
93	Terrell Washington	DL	6-1	307	So.	Lynchburg, VA / Northeast Mississippi CC
94	Jayden Williams	DL	6-2	298	So.	Monroe, LA / Wossman HS
95	Rudy Vargas Jr.	DL	6-2	299	Jr.	Junction City, KS / Hutchinson CC
96	AJ Brown	DL	6-3	280	Fr.	Dallas, TX / Duncanville HS
97	Joshua Pierce	DL	6-4	250	So.	Detroit, MI / Campbell
98	Saadiq Clements	DL	6-4	290	So.	Henderson, KY / Louisville
99	Avion Carter	DL	6-4	280	So.	Amarillo, TX / TCU

ALPHABETICAL ROSTER

NO.	PLAYER, POS.
36	Jaden Manning, LB
29	Kamdon McFarland, S
0	Makenzie McGill II, RB
17	Drew Mestemaker, QB
34	Dennis Moody III, RB
74	Larry Moore III, OL
91	Demetrie Morgan, DL
84	Jackson Muckelroy, TE
67	Braydon Nelson, OL
40	Kali Nguma, K
71	Ugonna Nnanna, OL
72	Jimto Obidegwu, OL
38	Kevin Odikpo, CB
56	Divine Love Onochie, DL
8	Richard Outland Jr., DL
59	Christian Pettway, OL
97	Joshua Pierce, DL
7	Reese Poffenbarger, QB
60	Jordan Reasonover, OL
34	Brenden Reese, LB
52	Titus Roberson, DL
64	Roberto Rodriguez, OL
49	Brodie Scoggins, LS
45	Zhaiylen Scott, DL
53	Dylan Shaw, OL
21	Kiefer Sibley, RB
22	Landon Sides, WR
21	Jaydon Smith, S
92	Will Smith, DL
12	Patrick Smith-Young, S
4	Tyrane Stewart, CB
16	Gabe Stroud, CB
80	Baron Tipton, WR
15	Fatafehi Vailea II, DL
95	Rudy Vargas Jr., DL
82	Connor Vaughn, TE
16	Tom von Grote, QB
93	Terrell Washington, DL
32	Ethan Wesloski, LB
7	Shane Whitter, LB
94	Jayden Williams, DL
6	Tre Williams III, TE
39	Tramell Windham, CB
31	Zachary Yang, WR
70	Tay Yanta II, OL
48	Caden Yates, LS
10	Wyatt Young, WR
87	Brandon Young Jr., TE

COACHING STAFF

Head Coach: Eric Morris (Texas Tech, 2008)

Assoc. HC/Special Teams Coord./Tight Ends: Drew Svoboda (SFA, 1999)

Defensive Coordinator/Defensive Backs: Skyler Cassity (Auburn, 2016)

Offensive Coordinator/Wide Receivers: Jordan Davis (Texas Tech, 2014)

Passing Game Coordinator/Quarterbacks: Sean Brophy (UIW, 2018)

Run Game Coordinator/Running Backs: Patrick Cobbs (UNT, 2005)

Asst. Coach/Offensive Line: Cody Crill (Angelo State, 2002)

Asst. Coach/Defensive Tackles: Ike Eguae (Pittsburg State, 2007)

Asst. Coach/Inside Linebackers: Reggie Johnson (Louisville, 1996)

Asst. Coach/Outside LBs/Nickels: Jordan Malone (Minnesota State, 2006)

Asst. Coach/Defensive Ends: Greg Richmond (Oklahoma State, 2003)

Asst. Coach/Defensive Backs: Julian Wilson (Oklahoma, 2014)

UNT CAREER PARTICIPATION CHART

	Total GP/GS	At UNT	Consec. Starts	2025	2024	2023	2022	2021	2020	2019
Victor Aderungboye	7/0	7/0	-	4/0	3/0	-	-	-	-	-
Kenton Allen	21/11	2/0	-	2/0	12/11	7/0	-	-	-	-
BJ Allen Jr.	14/0	12/0	-	4/0	8/0	2/0	-	-	-	-
Miguel Arenas	2/0	2/0	-	2/0	-	-	-	-	-	-
Da'Veawn Armstead	38/15	4/3	-	4/3	11/11	4/0	9/1	10/0	-	-
Jayden Becks	26/2	4/0	-	4/0	11/2	11/0	-	-	-	-
Anthony Benford II	15/0	-	-	-	8/0	7/0	-	-	-	-
Amarion Berry	4/0	4/0	-	4/0	-	-	-	-	-	-
Gabe Blair	42/41	42/41	40	4/4	1/1	11/11	14/14	12/11	-	-
Keelene Bradley	15/3	-	-	-	10/3	5/0	-	-	-	-
AJ Brown	1/0	1/0	-	1/0	-	-	-	-	-	-
S'Maje Burrell	14/0	4/0	-	4/0	10/0	-	-	-	-	-
Chase Canada	11/0	2/0	-	2/0	9/0	-	-	-	-	-
Dalton Carnes	29/12	17/8	-	4/0	13/8	12/4	-	-	-	-
Avion Carter	6/0	2/0	-	2/0	3/0	1/0	-	-	-	-
Saadig Clements	6/0	4/0	-	4/0	2/0	-	-	-	-	-
Miles Coleman	15/6	15/6	6	4/4	11/2	-	-	-	-	-
Marcellus Crutchfield	11/0	-	-	-	-	4/0	6/0	1/0	-	-
Ethan Day	18/4	4/4	4	4/4	12/0	2/0	-	-	-	-
Harrison Dempsey	4/0	4/0	-	3/0	1/0	-	-	-	-	-
Johnny Dickson III	24/10	14/10	10	4/4	10/6	10/0	-	-	-	-
Cameron Dörner	37/17	4/0	-	4/0	11/10	8/5	14/2	-	-	-
Jalyn Durgan	14/0	1/0	-	1/0	13/0	-	-	-	-	-
Sawyer Evans	41/0	29/0	-	4/0	13/0	12/0	-	10/0	2/0 ('21S)	-
Simeon Evans	32/11	4/4	8	4/4	13/6	10/0	5/1	-	-	-
Blake Fann	15/0	15/0	-	2/0	13/0	-	-	-	-	-
Trey Fields	53/16	4/4	11	4/4	13/12	11/0	4/0	12/0	8/0	-
David Fisher	36/31	3/3	31	3/3	13/13	11/11	9/4	-	-	-
Grant Gainer	23/0	-	-	-	7/0	10/0	6/0	-	-	-
Bryce Garza	2/0	2/0	-	2/0	-	-	-	-	-	-
Willie Goodacre	2/0	2/0	-	2/0	-	-	-	-	-	-
Ashton Gray	7/0	7/0	-	4/0	3/0	-	-	-	-	-
Quinton Hammonds	17/8	17/8	3	4/3	13/5	-	-	-	-	-
Caleb Hawkins	3/0	3/0	-	3/0	-	-	-	-	-	-
Briceon Hayes	38/9	4/4	4	4/4	13/1	11/2	4/2	6/0	-	-
Keviyann Huddleston	7/0	4/0	-	4/0	2/0	1/0	-	-	-	-
Tyrese Hunt-Thompson	36/27	-	-	-	3/3	11/9	12/11	10/4	-	-
Evan Jackson	28/12	28/12	1	3/1	13/9	12/2	-	-	-	-
JJ Jean-Louis	13/0	10/0	-	4/0	6/0	3/0	-	-	-	-
Keon Johnson	15/0	15/0	-	3/0	12/0	-	-	-	-	-
Will Jones II	47/25	4/4	16	4/4	11/11	10/2	12/6	-	7/2	3/0
Shandon King	2/0	2/0	-	2/0	-	-	-	-	-	-
Brayden Knox	1/0	1/0	-	1/0	-	-	-	-	-	-
Julian Knox	7/0	3/0	-	3/0	4/0	-	-	-	-	-
Kyle Koch	5/0	5/0	-	2/0	3/0	-	-	-	-	-
Jaymon Lamb	9/7	-	1	-	9/7	-	-	-	-	-
Jackson Lataimua	35/13	2/0	-	2/0	11/6	12/7	10/0	-	-	-
Kolin Lewis	16/2	16/2	-	3/1	10/1	3/0	-	-	-	-
Chris Lewis	4/0	1/0	-	1/0	3/0	-	-	-	-	-
Terrence Lewis	3/0	3/0	-	3/0	-	-	-	-	-	-
Desmond Magiya	14/1	14/1	-	4/1	8/0	2/0	-	-	-	-
Jaden Manning	2/0	2/0	-	2/0	-	-	-	-	-	-
Kamdon McFarland	16/0	16/0	-	4/0	12/0	-	-	-	-	-
Makenzie McGill II	17/4	17/4	4	4/4	13/0	-	-	-	-	-
Drew Mestemaker	9/5	9/5	5	4/4	5/1	-	-	-	-	-
Dennis Moody III	24/2	3/0	-	3/0	10/2	11/0	-	-	-	-
Larry Moore III	30/7	28/7	-	4/1	12/6	12/0	-	2/0	-	-
Demetrie Morgan	12/0	2/0	-	2/0	8/0	2/0	-	-	-	-
Braydon Nelson	16/15	16/15	15	4/4	12/11	-	-	-	-	-
Kali Nguma	17/0	17/0	-	4/0	13/0	-	-	-	-	-
Ugonna Nnanna	31/9	2/0	-	2/0	12/3	8/6	2/0	6/0	1/0	-
Jimto Obidegwu	34/25	2/2	22	2/2	11/11	9/9	4/1	8/2	-	-
Divine Love Onochie	1/0	1/0	-	1/0	-	-	-	-	-	-
Richard Outland Jr.	34/15	4/4	9	4/4	13/11	-	8/0	9/0	-	-
Joshua Pierce	15/0	4/0	-	4/0	9/0	2/0	-	-	-	-
Reese Poffenbarger	32/26	2/0	-	2/0	4/0	15/15	11/11	-	-	-
Brenden Reese	2/0	2/0	-	2/0	-	-	-	-	-	-
Zhaiylen Scott	8/0	8/0	-	4/0	4/0	-	-	-	-	-
Dylan Shaw	7/0	4/0	-	4/0	3/0	-	-	-	-	-
Kiefer Sibley	10/1	10/1	-	2/0	8/1	-	-	-	-	-
Landon Sides	26/8	26/8	5	3/3	12/3	11/2	-	-	-	-
Will Smith	9/0	3/0	-	3/0	6/0	-	-	-	-	-
Patrick Smith-Young	29/15	19/10	3	3/3	10/5	12/7	4/0	-	-	-
Tyrane Stewart	12/1	2/0	-	2/0	10/1	-	-	-	-	-
Gabe Stroud	6/0	6/0	-	2/0	4/0	-	-	-	-	-
Baron Tipton	7/1	7/1	-	4/1	3/0	-	-	-	-	-
Fatafehi Vailea II	42/30	42/30	5	4/4	13/7	11/8	14/11	-	-	-
Rudy Vargas Jr.	2/0	2/0	-	2/0	-	-	-	-	-	-
Connor Vaughn	23/2	-	-	-	11/2	12/0	-	-	-	-
Terrell Washington	4/0	-	-	4/0	-	-	-	-	-	-
Ethan Wesloski	31/23	31/23	1	4/2	13/10	12/11	2/0	-	-	-
Shane Whitter	55/9	16/9	4	4/4	12/5	13/0	4/0	13/0	9/0	-
Jayden Williams	13/0	13/0	-	4/0	9/0	-	-	-	-	-
Tre Williams III	32/20	4/4	16	4/4	11/11	8/3	9/2	-	-	-
Tramell Windham	1/0	-	-	-	1/0	-	-	-	-	-
Tay Yanta II	40/40	4/4	40	4/4	14/14	11/11	11/11	-	-	-
Caden Yates	15/0	15/0	-	4/0	11/0	-	-	-	-	-
Wyatt Young	17/4	17/4	-	4/0	13/4	-	-	-	-	-
Brandon Young Jr.	14/1	14/1	-	4/0	10/1	-	-	-	-	-

THE PATH TO DENTON

PATH TO DENTON	2025	2024	2023	2022	2021
POWER FOUR TRANSFERS 18 TOTAL 2025: 11 2024: 4 2023: 3	Chase Canada (Illinois) Avion Carter (TCU) Saadiq Clements (Louisville) Isaiah Collins (Texas Tech) Willie Goodacre (Syracuse) Keviyann Huddleston (TCU) Julian Knox (TCU) Ugonna Nnanna (Virginia) Reese Poffenbarger (Miami) Dylan Shaw (Texas Tech) Tyrane Stewart (North Carolina)	BJ Allen Jr. (Texas) Dalton Carnes (Houston) JJ Jean-Louis (Iowa State) Shane Whitter (Oklahoma)	Harrison Dempsey (Oklahoma St.) Larry Moore III (Texas Tech)		
OTHER FBS TRANSFERS 20 TOTAL 2025: 20	Da'Veawn Armstead (Sam Houston) Jayden Becks (Missouri St.) S'Maje Burrell (Sam Houston) Marcellus Crutchfield (Toledo) Ethan Day (Wyoming) Jalyn Durgan (South Alabama) Simeon Evans (Sam Houston) Trey Fields (Sam Houston) David Fisher (Sam Houston) Grant Gainer (Akron) Briceon Hayes (Sam Houston) Will Hutchison (Colorado St.) Will Jones II (Old Dominion) Jackson Lataimua (Washington St.) Caleb Lathan (Nevada) Jimto Obidegwu (Kent St.) Richard Outland Jr. (Sam Houston) Will Smith (Tulsa) Patrick Smith-Young (Old Dominion) Connor Vaughn (Tulsa)				
NON-FBS TRANSFERS 22 TOTAL 2025: 20 2023: 1 2022: 1	Kenton Allen (Angelo St.) Anthony Benford II (Missouri Western) Keelene Bradley (Colorado Mesa) Cameron Dornier (Shepherd) Amel Hadzisabic (Fort Hays St.) Tyrese Hunt-Thompson (Ferris St.) Jaymon Lamb (SFA) Chris Lewis (Navarro College) Julio Madero IV (Navarro College) Dennis Moody III (North Alabama) Demetrie Morgan (Butler CC) Jackson Muckelroy (UIW) Shandon King (Snow College) Kevin Odikpo (Tyler JC) Joshua Pierce (Campbell) Rudy Vargas Jr. (Hutchinson CC) Terrell Washington (NE Mississippi CC) Tre Williams III (Limestone) Tramell Windham (Angelo St.) Tay Yanta II (ACU)		Dadrian Burleson (Texas College)	Sawyer Evans (TXSO)	
HIGH SCHOOL SIGNEES 51 TOTAL 2025: 18 2024: 19 2023: 11 2022: 1 2021: 2	AJ Brown Tyler Brown Bryce Garza Brody Hamilton Caleb Hawkins Santiago Hernandez Keenan Jackson Chris Jimerson Jr. Brayden Knox Terrence Lewis Jaden Manning Divine Love Onochie Jordan Reasonover Brenden Reese Roberto Rodriguez Titus Roberson Brodie Scoggins Zachary Yang	Miguel Arenas Victor Aderungboye Amarion Berry Miles Coleman Ashton Gray Quinton Hammonds Drew Mestemaker Braydon Nelson Kyle Koch Christian Pettway Zhaiylen Scott Kiefer Sibley Jaydon Smith Gabe Stroud Baron Tipton Tom von Grote Jayden Williams Wyatt Young Brandon Young Jr.	Blake Fann Evan Jackson Keon Johnson Ryan Krueger Kollin Lewis Desmond Magiya Kamdon McFarland Makenzie McGill II Kali Nguma Landon Sides Caden Yates	Ethan Wesloski	Gabe Blair Fatafehi Vailea II

PLAYER CAPSULES - OFFENSE

OL

BRAYDON NELSON
So. • 6-4 • 321

67


Year	GP/GS
2025	4/4
Career	16/15

DESMOND MAGIYA
So. • 6-5 • 329

76


Year	GP/GS
2025	4/1
Career	14/1

OL

GABE BLAIR
Sr. • 6-2 • 306

65

Year	GP/GS
2025	4/4
Career	42/41

DYLAN SHAW
So. • 6-4 • 314

53

Year	GP/GS
2025	4/0
Career	7/0

OL

TAY YANTA II
Sr. • 6-4 • 335

70

Year	GP/GS
2025	4/4
Career	40/40

KEON JOHNSON
So. • 6-4 • 356

68

Year	GP/GS
2025	3/0
Career	15/0

OL

JOHNNY DICKSON III
So. • 6-2 • 296

54

Year	GP/GS
2025	4/4
Career	24/10

UGONNA NNANNA
Sr. • 6-4 • 311

71

Year	GP/GS
2025	2/0
Career	31/9

OL

JIMTO OBIDEGWU
Sr. • 6-5 • 335

72

Year	GP/GS
2025	2/2
Career	34/25

LARRY MOORE III
Sr. • 6-6 • 284

74

Year	GP/GS
2025	4/1
Career	30/7

WR

MILES COLEMAN
So. • 5-6 • 159

1

Year	Rec.	Yds.	TD
2025	19	182	--
Career	55	560	2

GAME HIGHS

	Season	Career
Rec.	8 (ARMY)	8 (2x)
Yds.	74 (ARMY)	104 (TXST, '24)
TD	--	1 (2x)

LONDON SIDES
Jr. • 5-11 • 190

22

Year	Rec.	Yds.	TD
2025	11	146	1
Career	65	789	6

GAME HIGHS

	Season	Career
Rec.	6 (ARMY)	6 (2x)
Yds.	68 (ARMY)	100 (UAB, '23)
TD	1 (WSU)	2 (UAB, '23)

QB

DREW MESTEMAKER
R-Fr. • 6-4 • 211

17

Year	Cmp/Att/Int	Yds.	TD
2025	92/130/0	1,013	10
Career	122/176/2	1,475	12

GAME HIGHS

	Season	Career
Cmp.	26 (ARMY)	26 (2x)
Att.	36 (ARMY)	41 (TXST, '24)
Yds.	329 (LAM)	393 (TXST, '24)
TD	4 (WSU)	4 (WSU, '25)

WR

CAMERON DORNER
Sr. • 6-1 • 195

4

Year	Rec.	Yds.	TD
2025	13	178	2
Career	132	1,645	15

GAME HIGHS

	Season	Career
Rec.	7 (LAM)	10 (EDIN, '23)
Yds.	98 (LAM)	201 (EDIN, '23)
TD	1 (2x)	2 (2x)

SIMEON EVANS
Sr. • 5-11 • 208

3

Year	Rec.	Yds.	TD
2025	9	97	--
Career	81	844	6

GAME HIGHS

	Season	Career
Rec.	3 (2x)	11 (MTSU, '23)
Yds.	37 (WMU)	110 (MTSU, '23)
TD	--	2 (LIB, '24)

TE

TRE WILLIAMS III
Sr. • 6-3 • 229

6

Year	Rec.	Yds.	TD
2025	8	78	2
Career	86	983	13

GAME HIGHS

	Season	Career
Rec.	2 (4x)	8 (Mars Hill, '24)
Yds.	26 (WSU)	124 (CAT, '24)
TD	1 (2x)	2 (2x)

RB

MAKENZIE MCGILL II
So. • 5-9 • 202

0

Year	Att.	Yds.	TD
2025	50	271	4
Career	128	741	14

GAME HIGHS

	Season	Career
Att.	19 (ARMY)	19 (ARMY, '25)
Yds.	102 (WMU)	155 (TEM, '24)
TD	1 (4x)	3 (WYO, '24)
Long	27 (WSU)	75 (TULS, '24)

JAYDEN BECKS
Jr. • 5-10 • 184

5

Year	Att.	Yds.	TD
2025	21	87	2
Career	127	697	11

GAME HIGHS

	Season	Career
Att.	8 (LAM)	13 (SDST, '24)
Yds.	41 (WSU)	108 (UNI, '24)
TD	2 (WSU)	2 (4x)
Long	14 (WSU)	59 (MURR, '24)

KIEFER SIBLEY
So. • 5-9 • 179

21

Year	Att.	Yds.	TD
2025	13	76	2
Career	57	282	2

GAME HIGHS

	Season	Career
Att.	7 (WMU)	11 (TULN, '24)
Yds.	38 (2x)	58 (TULS, '24)
TD	1 (2x)	1 (2x)
Long	30 (LAM)	30 (LAM, '25)

CALEB HAWKINS
Fr. • 6-2 • 200

24

Year	Att.	Yds.	TD
2025	26	167	5
Career	26	167	5

GAME HIGHS

	Season	Career
Att.	13 (ARMY)	13 (ARMY, '25)
Yds.	99 (ARMY)	99 (ARMY, '25)
TD	4 (ARMY)	4 (ARMY, '25)
Long	21 (ARMY)	21 (ARMY, '25)

WYATT YOUNG
So. • 6-0 • 195

10

Year	Rec.	Yds.	TD
2025	12	179	3
Career	30	474	5

GAME HIGHS

	Season	Career
Rec.	4 (2x)	4 (LAM, '25)
Yds.	97 (LAM)	97 (LAM, '25)
TD	2 (LAM)	2 (LAM, '25)

PLAYER CAPSULES - DEFENSE

DE

BRICEON HAYES
Sr. • 6-3 • 231

44

Year	Tkls	TFL	Sacks
2025	14	--	--
Career	78	10.0	6.0

GAME HIGHS

	Season	Career
Tkls	6 (WMU)	6 (2x)
TFL	--	2.0 (HAW, '24)
Sacks	--	1.0 (5x)

DT

RICHARD OUTLAND JR.
Sr. • 6-3 • 288

8

Year	Tkls	TFL	Sacks
2025	8	1.0	--
Career	37	8.0	3.5

GAME HIGHS

	Season	Career
Tkls	3 (ARMY)	5 (ACU, '22)
TFL	1.0 (LAM)	2.0 (GASO, '24)
Sacks	--	1.0 (3x)

DT

JAYDEN WILLIAMS
So. • 6-2 • 298

94

Year	Tkls	TFL	Sacks
2025	3	--	--
Career	8	--	--

GAME HIGHS

	Season	Career
Tkls	2 (WSU)	2 (2x)
TFL	--	--
Sacks	--	--

DT

FATAFEHI VAILEA II
Sr. • 6-1 • 292

15

Year	Tkls	TFL	Sacks
2025	15	--	--
Career	118	6.0	3.5

GAME HIGHS

	Season	Career
Tkls	10 (ARMY)	10 (ARMY, '25)
TFL	--	1.5 (TXST, '24)
Sacks	--	1.5 (TXST, '24)

DE

ETHAN DAY
Jr. • 6-4 • 250

90

Year	Tkls	TFL	Sacks
2025	18	2.0	2.0
Career	37	3.0	2.5

GAME HIGHS

	Season	Career
Tkls	7 (ARMY)	7 (ARMY, '25)
TFL	1.0 (2x)	1.0 (2x)
Sacks	1.0 (2x)	1.0 (2x)

ZHAIIYLEN SCOTT
R-Fr. • 6-1 • 240

45

Year	Tkls	TFL	Sacks
2025	11	1.0	1.0
Career	13	1.0	1.0

GAME HIGHS

	Season	Career
Tkls	5 (LAM)	5 (LAM, '25)
TFL	1.0 (LAM)	1.0 (LAM, '25)
Sacks	1.0 (LAM)	1.0 (LAM, '25)

SAM

ETHAN WESLOSKI
Jr. • 6-1 • 234

32

Year	Tkls	TFL	Sacks
2025	27	5.0	1.5
Career	147	17.5	7.0

GAME HIGHS

	Season	Career
Tkls	11 (ARMY)	11 (ARMY, '25)
TFL	2.0 (2x)	2.0 (4x)
Sacks	1.0 (ARMY)	1.0 (5x)

MIKE

TREY FIELDS
Sr. • 6-0 • 212

6

Year	Tkls	TFL	Sacks
2025	26	2.0	--
Career	177	10.0	1.0

GAME HIGHS

	Season	Career
Tkls	11 (WMU)	12 (UCF, '24)
TFL	1.0 (2x)	2.0 (RICE, '24)
Sacks	--	0.5 (2x)

WILL

SHANE WHITTER
Sr. • 6-0 • 222

7

Year	Tkls	TFL	INT
2025	36	1.0	1
Career	133	6.0	1

GAME HIGHS

	Season	Career
Tkls	12 (WMU)	12 (WMU, '25)
TFL	1.0 (WSU)	1.5 (2x)
INTs	1 (WSU)	1 (WSU, '25)

KEVIYAN HUDDLESTON
So. • 6-2 • 260

40

Year	Tkls	TFL	Sacks
2025	8	4.0	2.5
Career	9	4.0	2.5

GAME HIGHS

	Season	Career
Tkls	4 (ARMY)	4 (ARMY, '25)
TFL	2.0 (WSU)	2.0 (WSU, '25)
Sacks	2.0 (WSU)	2.0 (WSU, '25)

CB

DAVID FISHER
Sr. • 5-11 • 182

1

Year	Tkls	PBU	INT
2025	8	1	--
Career	90	12	4

GAME HIGHS

	Season	Career
Tkls	4 (2x)	8 (TARL, '22)
PBU	1 (ARMY)	2 (2x)
INT	--	1 (4x)

NICKEL

BJ ALLEN JR.
Jr. • 6-0 • 193

30

Year	Tkls	PBU	FF
2025	4	1	--
Career	12	1	1

GAME HIGHS

	Season	Career
Tkls	2 (2x)	3 (2x)
PBU	1 (WSU)	1 (WSU, '25)
FF	--	1 (ARMY, '24)

S

WILL JONES II
Sr. • 5-10 • 186

0

Year	Tkls	PBU	INT
2025	15	--	--
Career	122	6	4

GAME HIGHS

	Season	Career
Tkls	6 (WMU)	8 (UCF, '22)
PBU	--	1 (6x)
INT	--	1 (4x)

S

EVAN JACKSON
Jr. • 5-11 • 183

3

Year	Tkls	PBU	INT
2025	7	--	1
Career	93	5	5

GAME HIGHS

	Season	Career
Tkls	4 (WSU)	11 (UTSA, '23)
PBU	--	1 (5x)
INT	1 (WSU)	2 (TULS, '24)

CB

DA'VEAWN ARMSTEAD
Sr. • 6-1 • 183

2

Year	Tkls	PBU	INT
2025	8	1	1
Career	61	12	2

GAME HIGHS

	Season	Career
Tkls	5 (WSU)	5 (4x)
PBU	1 (WSU)	2 (4x)
INT	1 (ARMY)	1 (2x)

TYRANE STEWART
Sr. • 5-11 • 190

4

Year	Tkls	PBU	INT
2025	3	--	--
Career	12	--	--

GAME HIGHS

	Season	Career
Tkls	2 (LAM)	3 (MINN, '24)
PBU	--	--
INT	--	--

QUINTON HAMMONDS
So. • 6-1 • 219

14

Year	Tkls	PBU	INT
2025	15	1	--
Career	67	2	1

GAME HIGHS

	Season	Career
Tkls	6 (ARMY)	10 (2x)
PBU	1 (WMU)	1 (2x)
INT	--	1 (ECU, '24)

JACKSON LATAMUA
Sr. • 5-11 • 197

13

Year	Tkls	PBU	INT
2025	--	--	--
Career	68	2	1

GAME HIGHS

	Season	Career
Tkls	--	7 (2x)
PBU	--	1 (2x)
INT	--	1 (CSU, '23)

PATRICK SMITH-YOUNG
Jr. • 5-9 • 190

12

Year	Tkls	PBU	INT
2025	24	--	--
Career	145	2	1

GAME HIGHS

	Season	Career
Tkls	11 (2x)	11 (3x)
PBU	--	1 (2x)
INT	--	1 (ECU, '24)

KOLLIN LEWIS
So. • 5-11 • 185

25


Year	Tkls	PBU	INT
2025	4	--	1
Career	18	1	1

GAME HIGHS

	Season	Career
Tkls	2 (2x)	3 (2x)
PBU	--	1 (MEM, '24)
INT	1 (WSU)	1 (WSU, '25)

KR

SIMEON EVANS
Sr. • 5-11 • 208

3


Year	No.	Yds.	TD
2025	5	83	--
Career	5	83	-

GAME HIGHS

	Season	Career
No.	3 (WMU)	3 (WMU, '25)
Yds.	57 (WMU)	57 (WMU, '25)
Long	23 (WMU)	23 (WMU, '25)

PR

MILES COLEMAN
So. • 5-6 • 159

1


Year	No.	Yds.	TD
2025	4	15	--
Career	6	11	--

GAME HIGHS

	Season	Career
No.	2 (2x)	2 (2x)
Yds.	9 (LAM)	9 (LAM, '25)
Long	9 (LAM)	9 (LAM, '25)

LS


CADEN YATES
So. • 6-1 • 226

48

Year	GP/GS
2025	4/0
Career	14/0

PK

KALI NGUMA
So. • 5-10 • 186

40


Year	FGM/ATT	Pct.	Long
2025	5/5	100.0	28
Career	16/21	75.0	46

GAME HIGHS

	Season	Career
FGM	2 (WMU)	3 (WYO, '24)
FGA	2 (WMU)	3 (WYO, '24)
Long	28 (LAM)	46 (FAU, '24)

P

SAWYER EVANS
Sr. • 6-3 • 204


41

Year	Punts	Yards	Avg.
2025	9	359	39.8
Career	140	5,689	40.6

GAME HIGHS

	Season	Career
Punts	5 (WMU)	9 (TEM, '24)
Long	51 (WSU)	64 (LT, '23)
In 20	2 (WSU)	3 (TULS, '23)

JAYDEN BECKS
Jr. • 5-10 • 184


5

Year	No.	Yds.	TD
2025	--	--	--
Career	34	717	1

GAME HIGHS

	Season	Career
No.	--	6 (YSU, '23)
Yds.	--	135 (MURR, '24)
TD	--	1 (MURR, '24)

TERRENCE LEWIS
Fr. • 5-11 • 165


18

Year	No.	Yds.	TD
2025	--	--	--
Career	--	--	--

GAME HIGHS

	Season	Career
No.	--	--
Yds.	--	--
Long	--	--

MIGUEL ARENAS
R-Fr. • 6-2 • 199

46

Year	FGM/ATT	Pct.	Long
2025	--	--	--
Career	--	--	--

GAME HIGHS


	Season	Career
FGM	--	--
FGA	--	--
Long	--	--

GAME-BY-GAME OFFENSIVE STARTERS

OPPONENT	Z	Y	X	H	RB	QB	LT	LG	C	RG	RT
Lamar	Evans	Coleman	Tipton	Williams III	McGill II	Mestemaker	Nelson	Blair	Yanta II	Dickson III	Obidegwu
at Western Michigan	Evans	Coleman	Sides	Williams III	McGill II	Mestemaker	Nelson	Blair	Yanta II	Dickson III	Moore III
Washington State	Evans	Coleman	Sides	Williams III	McGill II	Mestemaker	Magiya	Blair	Yanta II	Dickson III	Nelson
at Army	Evans	Coleman	Sides	Williams III	McGill II	Mestemaker	Nelson	Blair	Yanta II	Dickson III	Obidegwu
South Alabama											
South Florida											
UTSA											
at Charlotte											
Navy											
at UAB											
at Rice											
Temple											

GAME-BY-GAME DEFENSIVE STARTERS

OPPONENT	DE	DT	DT	DE	MIKE	WILL	SAM / NICKEL	S	S	CB / NICKEL	CB
Lamar	Hayes	Vailea II	Outland Jr.	Day	Fields	Whitter	Wesloski (S)	Jones II	Smith-Young	Armstead	Lewis
at Western Michigan	Hayes	Vailea II	Outland Jr.	Day	Fields	Whitter	Hammonds (N)	Jones II	Smith-Young	Armstead	Fisher
Washington State	Hayes	Vailea II	Outland Jr.	Day	Fields	Whitter	Hammonds (N)	Jones II	Jackson	Armstead	Fisher
at Army	Hayes	Vailea II	Outland Jr.	Day	Fields	Whitter	Wesloski (S)	Jones II	Smith-Young	Hammonds (N)	Fisher
South Alabama											
South Florida											
UTSA											
at Charlotte											
Navy											
at UAB											
at Rice											
Temple											



机



Has occurred 52 times with the last occurrence being a 14-3 loss vs. Army on Nov. 9, 2024.
Next Closest: 27 points. 50 times

North Texas has had 14 games end with a unique final score under HC Eric Morris. The Mean Green are 6-8 in those games.

Ball Game Notes

UNIQUE SCORES

in UNT Football History

LAST SCORIGAMI

Sept. 13, 2025 vs. Washington State

THE LAST TIME A UNT PLAYER...

INDIVIDUAL RUSHING

Rushed for 100+ yards	101, Makenzie McGill II at Army (9/20/25)
Had 100+ yards rushing at halftime.....	146, Makenzie McGill II at Temple (11/30/24)
Had consecutive games w/ 100+ rush yards.....	Adeyi & Adaway, 2 games (11/18-11/25/23)
Had 3 consecutive games w/ 100+ rush yards.....	Ayo Adeyi, 3 games (9/16-10/7/23)
Had 4 consecutive games w/ 100+ rush yards.....	DeAndre Torrey, 4 games (10/27-11/24/18)
Had 100+ rushing yards (QB).....	169, Jason Bean at Middle Tennessee (10/17/20)
Rushed for 150+ yards	155, Makenzie McGill II at Temple (11/30/24)
Rushed for 200+ yards	244, DeAndre Torrey vs. Northwestern St. (9/4/21)
Rushed for 250+ yards	251, Brandin Byrd at Tulsa (11/30/13)
Rushed for 300+ yards	313, Lance Dunbar vs. Middle Tennessee (12/3/11)
Had 30+ rushing attempts	30, Jeffery Wilson at Southern Miss (9/30/17)
Had 35+ rushing attempts	40, Lance Dunbar vs. Middle Tennessee (12/3/11)
Had 40+ rushing attempts	40, Lance Dunbar vs. Middle Tennessee (12/3/11)
Rushed for 2+ TDs	4, Caleb Hawkins at Army (9/20/25)
Rushed for 3+ TDs	4, Caleb Hawkins at Army (9/20/25)
Rushed for 4+ TDs	4, Caleb Hawkins at Army (9/20/25)
Rushed for 5+ TDs	Never
Had a 50+ yard rushing play	70, Drew Mestemaker vs. Texas State (1/3/25)*
Had a 60+ yard rushing play	70, Drew Mestemaker vs. Texas State (1/3/25)*
Had a 70+ yard rushing play	70, Drew Mestemaker vs. Texas State (1/3/25)*
Had an 80+ yard rushing play	80, Damashja Harris vs. SFA (9/7/24)*
Had a 90+ yard rushing play	92, Ayo Adeyi vs. LA Tech (10/15/22)*

INDIVIDUAL PASSING

Passed for 250+ yards	329, Drew Mestemaker vs. Lamar (8/30/25)
Passed for 300+ yards	329, Drew Mestemaker vs. Lamar (8/30/25)
Had 300+ yards at halftime	384, Austin Aune vs. Florida International (11/5/22)
Passed for 400+ yards	449, Chandler Morris vs. Tulane (10/26/24)
Passed for 500+ yards	601, Daniel Meager at SMU (9/8/07)
Passed for 600+ yards	601, Daniel Meager at SMU (9/8/07)
Passed for 3+ TDs.....	4, Drew Mestemaker vs. Washington State (9/13/25)
Passed for 4+ TDs.....	4, Drew Mestemaker vs. Washington State (9/13/25)
Passed for 4+ TDs in a half.....	4, Chandler Rogers, second half, vs. Memphis (10/28/23)
Passed for 5+ TDs.....	5, Chandler Morris vs. Tulsa (9/28/24)
Passed for 5+ TDs in a half.....	5, Austin Aune, first half vs. Florida International (11/5/22)
Passed for 6+ TDs.....	7, Mason Fine vs. UTEP (11/2/19)
Passed for 7+ TDs.....	7, Mason Fine vs. UTEP (11/2/19)
Passed for 8+ TDs.....	8, Giovanni Vizza vs. Navy (11/10/07)
Had 30+ completions.....	38, Chandler Morris vs. East Carolina (11/23/24)
Had 40+ completions.....	40, Mason Fine vs. SMU (9/1/18)
Had 40+ attempts	41, Drew Mestemaker vs. Texas State (1/3/25)
Had 50+ attempts	57, Chandler Morris vs. Tulane (10/26/24)
Had 60+ attempts	61, Chandler Morris at Memphis (10/19/24)
Had a 50+ yard passing play.....	57, Drew Mestemaker to Damon Ward Jr. vs. Texas State (1/3/25)
Had a 60+ yard passing play.....	75, Chandler Morris to DT Sheffield at Memphis (10/19/24)*
Had a 70+ yard passing play.....	75, Chandler Morris to DT Sheffield at Memphis (10/19/24)*
Had an 80+ yard passing play.....	96, Chandler Morris to Blair Conwright vs. Tulsa (9/28/24)*

* Scored a touchdown on the play

UNT QUICK FACTS

Location	Denton, Texas
Founded	1890
President	Dr. Harrison Keller
Enrollment	46,940
Athletic Director	Jared Mosley
Nickname	Mean Green
Colors	Green and White
Home Field	DATCU Stadium
Capacity	30,100
Surface	Field Turf Cool Play
First Year of Football	1913
Years of Football	110
Conference	American Conference
Head Coach	Eric Morris
Overall Record	39-32 (7th Season)
Record at UNT	15-14 (7-10)
Primary Offense	Multiple
Primary Defense	4-2-5

UNT TEAM RECORD

Overall	553-548-34
FBS Overall	271-435-12
FBS Home	134-121-3
FBS Away	126-278-9
FBS Neutral	11-36
Since DIV 1-A (1995)	143-223
DATCU Stadium Record	54-31

VS. FBS CONFERENCES

American	40-80
ACC	16-48-1
Big 12	28-76-1
Big Ten	1-4
CUSA	92-59-7
Independent	0-0
MAC	4-6
Mountain West	17-34-1
Pac 12	2-1
SEC	5-63
Sun Belt	73-68-3

CURRENT TEAM STREAKS

Wins	4
Home Wins	2
Away Wins	3
American Wins	2
American Losses	0
Losses	0
Home Losses	0
Away Losses	0
Non-conference Wins	3
Non-conference Losses	0

collegepressbox
SINCE 2005 EVERYTHING BUT THE PREGAME MEAL

collegepressbox is the official media website for Division I football. Access and download game notes, quotes, statistics, media guides, headshots, logos and more for all FBS schools, conferences, postseason games, awards and the College Football Playoff. For access, please register for an account at collegepressbox.com/register.

THE LAST TIME A UNT PLAYER...

INDIVIDUAL RECEIVING

Caught 10+ passes	11, DT Sheffield at Florida Atlantic (10/12/24)
Caught 11+ passes.....	11, DT Sheffield. at Florida Atlantic (10/12/24)
Caught 12+ passes	12, Damon Ward Jr. at South Alabama (8/31/24)
Caught 15+ passes	15, Carlos Harris vs USM (10/18/14)
Had 100+ receiving yards.....	133, Damon Ward Jr.; 104, Miles Coleman vs. Texas State (1/3/25)
Had 100+ yards receiving at halftime	104, Miles Coleman vs. Texas State (1/3/25)
Had 100+ yards receiving in second half	164, Damon Ward Jr. at South Alabama (8/31/24)
Had consecutive games w/ 100+ rec. yards.....	DT Sheffield, 3 games (10/12-10/26/2024)
Had 3 consecutive games w/ 100+ rec. yards.....	DT Sheffield, 3 games (10/12-10/26/2024)
Had 150+ receiving yards.....	230, Damon Ward Jr. at South Alabama (8/31/24)
Had 200+ receiving yards.....	230, Damon Ward Jr. at South Alabama (8/31/24)
Had 250+ receiving yards.....	327, Casey Fitzgerald at SMU (9/8/07)
Had 300+ receiving yards.....	327, Casey Fitzgerald at SMU (9/8/07)
Had 2+ receiving TDs	2, Wyatt Young vs. Lamar (8/30/25)
Had 3+ receiving TDs	3, DT Sheffield vs. SFA (9/7/24)
Had 3+ receiving TDs in a half	First Half, DT Sheffield vs. SFA (9/7/24)
Had 4+ receiving TDs	4, Jaelon Darden at UTEP (12/11/20)
Had 5+ receiving TDs	5, Casey Fitzgerald vs. Navy (11/10/07)
Had consecutive games w/ rec. TD	Tre Williams III (9/6-9/13/25)
Had 5+ consecutive games w/ rec. TD	DT Sheffield, 5 games (9/21-10/26/24)
Had 8+ consecutive games w/ rec. TD	Ja'Mori Maclin, 8 games (9/2-10/28/23)
Had 10+ consecutive games w/ rec. TD	Jaelon Darden, 10 games (11/30/19-12/11/20)
Had 100+ receiving yards (RB)	106, Antoine Jimmerson vs. Louisiana (10/16/12)

* Scored a touchdown on the play | ** Also 100+ rec. yards to open a season

INDIVIDUAL DEFENSE

Had 15+ tackles.....	16 (10 solo/6 assist), Jaylen Smith vs. East Carolina (11/23/24)
Had 20+ tackles.....	21 (9 solo/12 assist), Chris Hurd at Air Force (9/13/03)
Had 10+ solo tackles	10, Jaylen Smith vs. East Carolina (11/23/24)
Had 3+ players with 10+ tackles.....	11, Patrick Smith-Young; 11, Ethan Wesloski; 11, Shane Whitter; 10, Fatafehi Vailea II at Army (9/20/25)
Had 4+ players with 10+ tackles.....	11, Patrick Smith-Young; 11, Ethan Wesloski; 11, Shane Whitter; 10, Fatafehi Vailea II at Army (9/20/25)
Had 3+ sacks.....	3.0, Mazin Richards vs. LA Tech (10/15/22)
Had 4+ tackles for loss	4.0, KD Davis at Missouri (10/9/21)
Had 2+ interceptions	2, Evan Jackson vs. Tulsa (9/28/24)
Had 3+ interceptions	3, Ken Fontno vs. Wichita State (11/20/71)
Returned an interception for a TD	58 yards by Ridge Texada vs. Florida Atlantic (10/1/22)
Had 4+ pass breakups	4, Ridge Texada vs. Florida Atlantic (10/1/22)
Returned a fumble for a TD	0 yards by Ethan Wesloski vs. Lamar (8/30/25)

INDIVIDUAL SPECIAL TEAMS

Made 3+ field goals	3, Kali Nguma vs. Wyoming (9/21/24)
Made 4+ field goals	4, Noah Rauschenberg at LA Tech (9/16/23)
Made 5+ field goals	4, Noah Rauschenberg at LA Tech (9/16/23)
Made a 50+ yard field goal	51, Ethan Mooney at Charlotte (10/26/19)
Made a 60+ yard field goal	61, Garrett Courtney vs. Idaho (10/31/98)
Made a GW FG with less than 1:00 remaining.....	0:00, 32 yards, Noah Rauschenberg vs. UAB (11/25/23)
Had a 60+ yard punt.....	62, Sawyer Evans vs. UAB (11/25/23)
Had a 70+ yard punt.....	70, Berna Rodriguez vs. Miami (OH) (12/23/21)
Had an 80+ yard punt.....	92, Toby Gowin vs. Vanderbilt (10/12/96)
Had a 90+ yard punt.....	92, Toby Gowin vs. Vanderbilt (10/12/96)
Returned a kickoff for a TD.....	99 yards by Kaylon Horton at UNLV (9/17/22)
Returned a punt for a TD.....	90 yards by Keegan Brewer at Arkansas (9/15/18)
Blocked a punt.....	JJ Jean-Louis vs. Washington State (9/13/25)
Blocked 2+ punts.....	vs. Old Dominion (10/28/17)
Blocked a FG.....	DeShawn Gaddie at Middle Tennessee (10/17/20)
Blocked a PAT	Roderick Brown vs. California (9/2/23)
Returned a blocked punt for a TD	0 yards, C.J. Garnett at South Alabama (8/31/24)
Returned a blocked FG for a TD	66 yards, Phillip Littlejohn vs. Idaho (10/4/97)

THE LAST TIME A UNT OPPONENT...

RUSHING OFFENSE

Rushed for 150+ yards	387, Army (9/20/25)
Rushed for 200+ yards	387, Army (9/20/25)
Rushed for 250+ yards	387, Army (9/20/25)
Rushed for 300+ yards	387, Army (9/20/25)
Rushed for 400+ yards	500, App State (12/21/20)
Rushed for 500+ yards	500, App State (12/21/20)

PASSING OFFENSE

Passed for 300+ yards	307, Texas State (1/3/25)
Passed for 400+ yards	432, South Alabama (8/31/24)
Passed for 500+ yards	563, Houston (9/10/11)

TOTAL OFFENSE

Had 400+ yards of total offense	488, Army (9/20/25)
Had 450+ yards of total offense	488, Army (9/20/25)
Had 500+ yards of total offense	508, Texas State (1/3/25)
Had 600+ yards of total offense	600, Memphis (10/28/23)

INDIVIDUAL RUSHING

Had a player rush for 100+ yards	117, Dewayne Coleman; 113, Hayden Reed, Army (9/20/25)
Had 2 players rush for 100+ yards	117, Dewayne Coleman; 113, Hayden Reed, Army (9/20/25)
Had a player rush for 150+ yards	168, Robert Henry, UTSA (11/15/24)
Had a player rush for 200+ yards	227, Aidan Robbins, UNLV (9/17/22)
Had a player rush for 300+ yards	319, Camerun Peoples, App St. (12/21/20)
Had a quarterback rush for 100+ yards	117, Dewayne Coleman, Army (9/20/25)
Had a player rush for 2+ TDs	2, Broc Lowry, Western Michigan (9/6/25)
Had a player rush for 3+ TDs	3, Rahjai Harris, East Carolina (11/23/24)
Had a player rush for 4+ TDs	4, Mario Anderson Jr., Memphis (10/19/24)
Had a player rush for 5+ TDs	5, Camerun Peoples, App State (12/21/20)

INDIVIDUAL RECEIVING

Had a player catch 10+ passes	10, Jamaal Pritchett, South Alabama (8/31/24)
Had a player receive 100+ yards	155, Jaden Williams, Texas State (1/3/25)
Had a player receive 200+ yards	208, Kalib Woods, Florida Atlantic (12/2/17)
Had 2 players receive 100+ yards	121, Anthony Smith; 112, Yannick Smith, East Carolina (11/23/24)
Had a player receive 3+ TDs	3, Blayne Taylor, Abilene Christian (9/30/23)
Had a player receive 4+ TDs	4, Cortland Sutton, SMU (9/9/17)

SCORING

Scored 30+ points	38, Army (9/20/25)
Scored 40+ points	40, East Carolina (11/23/24)
Scored 50+ points	52, Memphis (10/19/24)
Scored 60+ points	66, Texas Tech (9/14/24)

MISC.

Returned a kickoff for a TD	100 yards by Tyler King, Wyoming (9/21/24)
Returned a punt for a TD	72 yards by Demario Douglas, Liberty (10/23/21)
Returned a kickoff & punt for a TD same game	Houston (9/28/19)
Returned an INT for a TD	44 yards by Bralyn Lux, Texas Tech (9/14/24)
Returned 2 INT for a TD	Jaylon Allen and Xavier Cullens, Memphis (9/24/22)
Returned a fumble for a TD	20 yards by Gregory Grate, Middle Tennessee (10/17/20)
Returned a blocked punt for a TD	0 yards by Brandon Moss, UTEP (11/26/16)
Blocked a punt	Avery Morris, UTSA (10/22/22)
Blocked a PAT	JaQues Evans, WKU (10/29/22)
Blocked a FG	Andrew Wilson-Lamp, East Carolina (11/23/24)
Returned a blocked FG for a TD	62 yards by Derrick Strozier, Tulane (10/5/13)
Recorded a safety	TEAM, UNLV (9/17/22)
Scored a 2-point conversion	Pass, Yulkeith Brown from Darian Mensah, Tulane (10/26/24)
Recorded a shutout	32-0, Florida (9/17/16)

THE LAST TIME UNT...

SCORING

Scored 30 or more points	45 at Army (9/20/25)
Scored 40 or more points	45 at Army (9/20/25)
Scored 50 or more points	59 vs. Washington State (9/13/25)
Scored 60 or more points	77 vs. Nicholls State (9/20/14)
Scored 70 or more points	77 vs. Nicholls State (9/20/14)
Scored 40 or more points in consecutive games.....	2, 59 vs. Washington State; 45 at Army (9/13-9/20/25)
Scored 40 or more points in 3+ consecutive games	4, 44 vs. Wyoming; 52 vs. Tulsa; 41 at Florida Atlantic; 44 at Memphis (9/21-10/19/24)
Scored 40 or more points in 4+ consecutive games	4, 44 vs. Wyoming; 52 vs. Tulsa; 41 at Florida Atlantic; 44 at Memphis (9/21-10/19/24)

TOTAL OFFENSE

Had 30+ First Downs	30 vs. East Carolina (11/23/24)
Had 35+ First Downs	37 vs. UAB (11/25/23)
Had more than 400 total yards	478 at Army (9/20/25)
Had more than 450 total yards	478 at Army (9/20/25)
Had more than 500 total yards	525 vs. Tulane (10/26/24)
Had more than 600 total yards	653 at Memphis (10/19/24)
Had more than 700 total yards	768 at Middle Tennessee (10/17/20)
Had a 100+ yard rusher and 100+ yard receiver.....	120, Shane Porter; 109, DT Sheffield vs. Wyoming (9/21/24)
Had a 150+ yard rusher and 150+ yard receiver.....	169, Jason Bean; 204, Jaelon Darden at Middle Tennessee (10/17/20)
Had a 100+ yard rusher and 300+ yard passer.....	120, Shane Porter; 305, Chandler Morris vs. Wyoming (9/21/24)
Had a 100+ yd. rusher, 100+ yd. receiver, 300+ yd. passer.....	120, Shane Porter; 109, DT Sheffield; 305, Chandler Morris vs. Wyoming (9/21/24)
Had two 100+ yd. rushers, two 100+ yd. receivers, 400+ yd. passer.....	132, Adeyi; 113, Adaway; 118, Maclin; 100, Sides; 403, Rogers vs. UAB (11/25/23)
Had a player with a rushing and receiving TD in the same game	DT Sheffield at Memphis (10/19/24)

RUSHING OFFENSE

Rushed for 200 or more yards.....	229 at Army (9/20/25)
Rushed for 250 or more yards.....	253 at Temple (11/30/24)
Rushed for 300 or more yards.....	475 vs. LA Tech (10/15/22)
Rushed for 400 or more yards.....	475 vs. LA Tech (10/15/22)
Rushed for 450 or more yards.....	475 vs. LA Tech (10/15/22)
Rushed for 4+ touchdowns.....	5 at Army (9/20/25)
Rushed for 5+ touchdowns.....	5 at Army (9/20/25)
Rushed for 6+ touchdowns.....	6 vs. UTSA (11/27/21)
Rushed for 7+ touchdowns.....	7 vs. Middle Tennessee (12/3/11)
Had 2+ players rush for 100+ yards	132, Ayo Adeyi; 113, Oscar Adaway vs. UAB (11/25/23)
Had 3+ players rush for 100+ yards	169, Bean; 143 Torrey; 101 Siggers at MTSU (10/17/20)
Had 2+ players rush for TD	2, Becks; 1, Hawkins; 1, McGill II vs. Washington State (9/13/25)
Had 3+ players rush for TD	2, Becks; 1, Hawkins; 1, McGill II vs. Washington State (9/13/25)
Had 4+ players rush for TD	1, Adaway; 1, Adeyi; 1, Horton; 1, Ragsdale vs. LA Tech (10/15/22)
Had 2+ rush for 2+ TDs.....	3, DeAndre Torrey; 2, Ikaika Ragsdale vs. No. 15 UTSA (11/27/21)

PASSING OFFENSE

Passed for 300 or more yards	329 vs. Lamar (8/30/25)
Passed for 350 or more yards	393 vs. Texas State (1/3/25)
Passed for 400 or more yards	449 vs. Tulane (10/26/24)
Passed for 500 or more yards	601 at SMU (9/8/07)
Passed for 600 or more yards	601 at SMU (9/8/07)
Passed for 5+ touchdowns	5 vs. Tulsa (9/28/24)
Passed for 6+ touchdowns	7 vs. UTEP (11/2/19)
Passed for 7+ touchdowns	7 vs. UTEP (11/2/19)
Had 2 players with 100+ receiving yards.....	133, Ward Jr.; 104, Coleman vs. Texas State (1/3/25)
Had 3+ players with receiving TD	1, Day; 1, Sides; 1, Williams III; 1, Young vs. Washington State (9/13/25)
Had 4+ players with receiving TD	1, Day; 1, Sides; 1, Williams III; 1, Young vs. Washington State (9/13/25)
Had 2+ players with 2+ receiving TDs.....	3, Burns; 2, Maclin vs. Memphis (10/28/23)

THE LAST TIME UNT...

TEAM DEFENSE

Had 90+ tackles.....	95 (37 solo-58 assist) at Army (9/20/25)
Had 100+ tackles.....	103 (47 solo-56 assist) at UTSA (10/22/22)
Had 7+ sacks.....	7 vs. LA Tech (10/15/22)
Had 8+ sacks.....	13 vs. Nicholls (9/20/14)
Had 10+ tackles-for-loss.....	11 at Missouri (10/9/21)
Had 15+ tackles-for-loss.....	16 vs. Memphis (12/16/03)
Forced 4+ fumbles.....	5 vs. Northwestern State (9/4/21)
Forced 5+ fumbles.....	5 vs. Northwestern State (9/4/21)
Recovered 4+ fumbles.....	5 vs. UTEP (11/28/15)
Had 8+ pass breakups.....	8 vs. Texas Southern (9/10/22)
Had 10+ pass breakups.....	11 vs. ULM (11/2/02)
Had 3+ interceptions.....	3 vs. Washington State (9/13/25)
Had 4+ interceptions.....	4 at UTEP (12/11/20)
Had 5+ interceptions.....	6 at Arkansas (9/15/18)
Forced 4+ turnovers.....	5 vs. Washington State (9/13/25)
Forced 5+ turnovers.....	5 vs. Washington State (9/13/25)
Allowed fewer than 75 total yards.....	49 vs. Lamar (11/5/83)
Allowed fewer than 100 total yards.....	95 vs. Abilene Christian (9/5/92)
Allowed fewer than 150 total yards.....	119 vs. Lamar (8/30/25)
Allowed fewer than 200 total yards.....	119 vs. Lamar (8/30/25)
Allowed fewer than 250 total yards.....	119 vs. Lamar (8/30/25)
Allowed fewer than 300 total yards.....	275 vs. Washington State (9/13/25)
Allowed 10 or Fewer First Downs.....	8 vs. Lamar (8/30/25)
Returned two fumbles for a TD.....	37 yards by Grayson Murphy; 53 yards by KD Davis at Southern Miss (11/6/21)
Recorded two defensive TDs.....	37-yard fumble recovery by Grayson Murphy; 53-yard fumble recovery by KD Davis at Southern Miss (11/6/21)
Recorded a safety.....	Team safety vs. Southern Miss (11/19/16)
Recorded 2+ safeties.....	3 vs. Louisiana (9/27/03)

SCORING DEFENSE

Allowed 0 points.....	0 vs. Lamar (8/30/25)
Allowed 3 or fewer points.....	0 vs. Lamar (8/30/25)
Allowed 7 or fewer points.....	0 vs. Lamar (8/30/25)
Allowed 10 or fewer points.....	10 vs. Washington State (9/13/25)
Allowed 20 or fewer points.....	10 vs. Washington State (9/13/25)

RUSHING DEFENSE

Allowed 0 or fewer rushing yards.....	-6 vs. Abilene Christian (9/5/92)
Allowed 20 or fewer rushing yards.....	4 vs. SMU (9/1/18)
Allowed 40 or fewer rushing yards.....	27 vs. Lamar (8/30/25)
Allowed 60 or fewer rushing yards.....	27 vs. Lamar (8/30/25)
Allowed 80 or fewer rushing yards.....	64 vs. Washington State (9/13/25)
Allowed 100 or fewer rushing yards.....	64 vs. Washington State (9/13/25)

PASSING DEFENSE

Allowed 10 or fewer passing yards.....	7 vs. Abilene Christian (9/1/94)
Allowed 30 or fewer passing yards.....	15 vs. Army (11/9/24)
Allowed 50 or fewer passing yards.....	15 vs. Army (11/9/24)
Allowed 100 or fewer passing yards.....	87 at Western Michigan (9/6/25)
Allowed 150 or fewer passing yards.....	101 at Army (9/20/25)
Allowed 200 or fewer passing yards.....	101 at Army (9/20/25)

MISCELLANEOUS TEAM

UNT wins when holding opponents to 10 points or less.....	42 consecutive, last loss at Marshall 7-0 (11/25/88)
Overcame a 14+ point deficit.....	14 at Western Michigan (9/6/25)
Overcame a 17+ point deficit.....	17 at Rice (9/24/16)
Overcame a 20+ point deficit.....	23 at Cincinnati (11/1/69)
Allowed an onside kick.....	at UTSA (11/15/24)
Recovered an onside kick.....	at Tulane (10/21/23)
Recorded a shutout.....	51-0 vs. Lamar (8/30/25)
Scored a 2-point conversion.....	Pass, Landon Sides from Chandler Rogers vs. UAB (11/25/23)
Scored a game-winning touchdown with less than 1:00 remaining.....	0:58, 3-yard pass, DT Sheffield from Chandler Morris at FAU (10/12/24)

UNT FOOTBALL 2025

OVERALL: 4-0 (HOME 2-0, ROAD 2-0, NEUTRAL 0-0) | AMERICAN: 1-0 (HOME 0-0, ROAD 1-0, NEUTRAL 0-0)

Team Results

	Date	Opponent		Score	Att.
	08/30/2025	Lamar University	W	51-0	20594
	09/06/2025	at Western Mich.	Wot1	33-30	20051
	09/13/2025	Washington St.	W	59-10	26837
*	09/20/2025	at Army West Point	Wot1	45-38	28446

Game Records

Record	Overall	Home	Away	Neutral
ALL GAMES	4-0	2-0	2-0	0-0
CONFERENCE	1-0	0-0	1-0	0-0
NON-CONFERENCE	3-0	2-0	1-0	0-0

Rushing

Player	gp	att	gain	loss	net	avg	td	lg	avg/g
Makenzie McGill II	4	50	280	9	271	5.4	4	27	67.8
Caleb Hawkins	3	26	167	0	167	6.4	5	21	55.7
Jayden Becks	4	21	95	8	87	4.1	2	16	21.8
Kiefer Sibley	2	13	79	3	76	5.8	2	30	38.0
Drew Mestemaker	4	16	94	25	69	4.3	1	31	17.3
Reese Poffenbarger	2	4	24	4	20	5.0	0	12	10.0
Ashton Gray	3	7	18	2	16	2.3	0	7	5.3
Miles Coleman	4	1	4	0	4	4.0	0	4	1.0
Cameron Dorner	4	1	2	0	2	2.0	0	2	0.5
Team	4	3	0	5	-5	-1.7	0	0	-1.3
Total	4	142	763	56	707	5.0	14	31	176.8
Opponents	4	180	787	89	698	3.9	6	75	174.5

Passing

Player	gp	effic	comp-att-int	pct	yds	td	lg	avg/g
Drew Mestemaker	4	161.6	92-130-0	70.8	1013	10	46	253.3
Reese Poffenbarger	2	114.6	5-7-0	71.4	36	0	11	18.0
Total	4	159.2	97-137-0	70.8	1049	10	46	262.3
Opponents	4	99.8	49-90-5	54.4	487	3	68	121.8

Receiving

Player	gp	no.	yds	avg	td	lg	avg/g
Miles Coleman	4	19	182	9.6	0	28	45.5
Cameron Dorner	4	13	178	13.7	2	25	44.5
Wyatt Young	4	12	179	14.9	3	46	44.8
Landon Sides	3	11	146	13.3	1	32	48.7
Simeon Evans	4	9	97	10.8	0	30	24.3
Tre Williams III	4	8	78	9.8	2	20	19.5
Caleb Hawkins	3	5	42	8.4	0	11	14.0
Makenzie McGill II	4	3	9	3.0	0	7	2.3
Dalton Carnes	4	3	24	8.0	0	13	6.0
Jayden Becks	4	3	17	5.7	0	8	4.3
Kiefer Sibley	2	2	35	17.5	0	20	17.5
Baron Tipton	4	2	12	6.0	0	15	3.0
Shandon King	2	2	12	6.0	0	7	6.0
Terrence Lewis	3	2	36	18.0	0	22	12.0
Gabe Blair	4	1	-2	-2.0	0	0	-0.5
Ethan Day	4	1	2	2.0	1	2	0.5
Brandon Young Jr.	4	1	2	2.0	1	2	0.5
Total	4	97	1049	10.8	10	46	262.3
Opponents	4	49	487	9.9	3	68	121.8

Team Statistics

	UNT	OPP
First Downs	102	69
Rushing	37	45
Passing	54	22
Penalty	11	2
Rushing Yardage	707	698
Rushing attempts	142	180
Average per rush	5.0	3.9
Average per game	176.8	174.5
TDs Rushing	14	6
Passing Yardage	1049	487
Comp-Att-Int	97-137-0	49-90-5
Average per pass	7.7	5.4
Average per catch	10.8	9.9
Average per game	262.3	121.8
TDs Passing	10	3
Total offense	1756	1185
Average per play	6.3	4.4
Average per game	439.0	296.3
Kick returns: #-Yards	7-96	12-209
Punt returns: #-Yards	8-30	2-3
Int returns: #-Yards	5-164	0-0
Fumbles-Lost	3-2	9-5
Penalties-Yards	23-196	30-243
Punts-Avg	9-39.9	18-36.3
Time of possession / game	28:21	31:39
3rd-down conversion	24/45	28/61
4th-down conversion	3/6	5/8
PAT-attempts	(23-23) 100%	(9-9) 100%
2-point conversion-attempts	(0-1) 0%	(0-0) 0%

Interceptions

Player	no.	yds	avg	td	lg
Trey Fields	1	26	26.0	0	26
Shane Whitter	1	43	43.0	0	43
Da'Veaun Armstead	1	35	35.0	0	35
Evan Jackson	1	60	60.0	0	60
Kollin Lewis	1	0	0.0	0	0
Total	5	164	32.8	0	60
Opponents	0	0	0.0	0	0

UNT FOOTBALL 2025

OVERALL: 4-0 (HOME 2-0, ROAD 2-0, NEUTRAL 0-0) | AMERICAN: 1-0 (HOME 0-0, ROAD 1-0, NEUTRAL 0-0)

Field Goals

Player	fg	pct.	01-19	20-29	30-39	40-49	50-99	lg	blk
Kali Nguma	5-5	100.0	0-0	5-5	0-0	0-0	0-0	28	0
Opponents	5-5	100.0	0-0	2-2	0-0	3-3	0-0	48	0

Scoring

Player	td	fg	PAT					dpx	saf	pts
			kick	rush	rcv	pass				
Kali Nguma	-	5-5	23-23	-	-	-	-	-	-	38
Caleb Hawkins	5	-	-	-	-	-	-	-	-	30
Makenzie McGill II	4	-	-	-	-	-	-	-	-	24
Wyatt Young	3	-	-	-	-	-	-	-	-	18
Tre Williams III	2	-	-	-	-	-	-	-	-	12
Cameron Dorner	2	-	-	-	-	-	-	-	-	12
Jayden Becks	2	-	-	-	-	-	-	-	-	12
Kiefer Sibley	2	-	-	-	-	-	-	-	-	12
Ethan Wesloski	1	-	-	-	-	-	-	-	-	6
Landon Sides	1	-	-	-	-	-	-	-	-	6
Ethan Day	1	-	-	-	-	-	-	-	-	6
Drew Mestemaker	1	-	-	-	-	-	-	-	-	6
Brandon Young Jr.	1	-	-	-	-	-	-	-	-	6
Total	25	5-5	23-23	0	0	0	0	0	0	188
Opponents	9	5-5	9-9	0	0	0	0	0	0	78

Score by Periods

Team	1st	2nd	3rd	4th	OT	TOT
North Texas	48	66	37	24	13	188
Opponents	10	24	14	27	3	78

Punting

Player	no.	yds	avg	lg	tb	fc	i20	50+	blk
Sawyer Evans	9	359	39.9	51	0	5	3	1	0
Total	9	359	39.9	51	0	5	3	1	0
Opponents	18	653	36.3	54	1	3	4	2	2

Punt Returns

Player	no.	yds	avg	td	lg
Miles Coleman	4	15	3.8	0	9
Simeon Evans	2	15	7.5	0	11
J.J. Jean-Louis	1	0	0.0	0	0
Wyatt Young	1	0	0.0	0	0
Total	8	30	3.8	0	11
Opponents	2	3	1.5	0	7

Kick Returns

Player	no.	yds	avg	td	lg
Simeon Evans	5	83	16.6	0	26
Miles Coleman	2	13	6.5	0	8
Total	7	96	13.7	0	26
Opponents	12	209	17.4	0	45

All Purpose

Player	g	rush	rcv	pr	kr	ir	total	avg/g
Makenzie McGill II	4	271	9	0	0	0	280	70.0
Miles Coleman	4	4	182	15	13	0	214	53.5
Caleb Hawkins	3	167	42	0	0	0	209	69.7
Simeon Evans	4	0	97	15	83	0	195	48.8
Cameron Dorner	4	2	178	0	0	0	180	45.0
Wyatt Young	4	0	179	0	0	0	179	44.8
Landon Sides	3	0	146	0	0	0	146	48.7
Kiefer Sibley	2	76	35	0	0	0	111	55.5
Jayden Becks	4	87	17	0	0	0	104	26.0
Tre Williams III	4	0	78	0	0	0	78	19.5
Drew Mestemaker	4	69	0	0	0	0	69	17.3
Evan Jackson	3	0	0	0	0	60	60	20.0
Shane Whitter	4	0	0	0	0	43	43	10.8
Terrence Lewis	3	0	36	0	0	0	36	12.0
Da'Veawn Armstead	4	0	0	0	0	35	35	8.8
Trey Fields	4	0	0	0	0	26	26	6.5
Dalton Carnes	4	0	24	0	0	0	24	6.0
Reese Poffenbarger	2	20	0	0	0	0	20	10.0
Ashton Gray	3	16	0	0	0	0	16	5.3
Baron Tipton	4	0	12	0	0	0	12	3.0
Shandon King	2	0	12	0	0	0	12	6.0
Ethan Day	4	0	2	0	0	0	2	0.5
Brandon Young Jr.	4	0	2	0	0	0	2	0.5
Gabe Blair	4	0	-2	0	0	0	-2	-0.5
Total	4	707	1049	30	96	164	2046	511.5
Opponents	4	698	487	3	209	0	1397	349.3

Total Offense

Player	g	plays	rush	pass	total	avg/g
Drew Mestemaker	4	146	69	1013	1082	270.5
Makenzie McGill II	4	50	271	0	271	67.8
Caleb Hawkins	3	26	167	0	167	55.7
Jayden Becks	4	21	87	0	87	21.8
Kiefer Sibley	2	13	76	0	76	38.0
Reese Poffenbarger	2	11	20	36	56	28.0
Ashton Gray	3	7	16	0	16	5.3
Miles Coleman	4	1	4	0	4	1.0
Cameron Dorner	4	1	2	0	2	0.5
Total	4	279	707	1049	1756	439.0
Opponents	4	270	698	487	1185	296.3

UNT FOOTBALL 2025

OVERALL: 4-0 (HOME 2-0, ROAD 2-0, NEUTRAL 0-0) | AMERICAN: 1-0 (HOME 0-0, ROAD 1-0, NEUTRAL 0-0)

Team Defense

			Tackles				Sacks	Pass defense			Fumbles		blkd	
##	Player	gp	ua	a	tot	tfl/yds	no-yds	int-yds	brup	qbh	fr-yds	ff	kick	saf
7	Shane Whitter	4	18	18	36	1-3	.	1-43	.	3	.	1	.	.
32	Ethan Wesloski	4	15	12	27	5-19	1.5-8	.	.	2	1-0	1	.	.
6	Trey Fields	4	15	11	26	2-5	.	1-26	.	1	1-0	.	.	.
12	Patrick Smith-Young	3	13	11	24
90	Ethan Day	4	8	10	18	2-13	2-13	.	.	2
0	Will Jones II	4	8	7	15	1-3	.	.	.	1	1-20	1	.	.
15	Fatafehi Vailea II	4	5	10	15	1	.	.
14	Quinton Hammonds	4	7	8	15	2-3	.	.	1
44	Briceon Hayes	4	7	7	14
45	Zhaiylen Scott	4	6	5	11	1-6	1-6	.	.	2	1-0	.	.	.
8	Richard Outland Jr.	4	5	3	8	1-3
1	David Fisher	3	4	4	8	.	.	.	1	1
2	Da'Veawn Armstead	4	6	2	8	1-2	.	1-35	1
40	Keviyen Huddleston	4	5	3	8	4-18	2.5-16	.	.	.	1-0	.	.	.
3	Evan Jackson	3	6	1	7	.	.	1-60
98	Saadiq Clements	4	2	4	6	1-1
93	Terrell Washington	4	2	4	6
30	BJ Allen Jr.	4	2	2	4	.	.	.	1
25	Kollin Lewis	3	3	1	4	1-4	.	1-0
19	Kenton Allen	2	2	2	4
26	S'Maje Burrell	4	.	3	3
4	Tyrane Stewart	2	3	.	3
94	Jayden Williams	4	2	1	3
97	Joshua Pierce	4	2	.	2	1-3	1-3
42	Brayden Knox	1	2	.	2
36	Jaden Manning	2	1	1	2
35	J.J. Jean-Louis	4	1	.	1	1	.
22	Julian Knox	3	1	.	1
20	Bryce Garza	2	.	1	1
95	Rudy Vargas Jr.	2	.	1	1	1
Totals		4	151	132	283	23-83	8-46	5-164	4	13	5-20	4	2	0
Opponents		4	150	104	254	17-56	4-25	0-0	11	7	2-0	1	0	0

UNT FOOTBALL 2025

OVERALL: 4-0 (HOME 2-0, ROAD 2-0, NEUTRAL 0-0) | AMERICAN: 1-0 (HOME 0-0, ROAD 1-0, NEUTRAL 0-0)

North Texas - Long Plays

25-YARD PLUS PLAYS

Yds	Type	Player(s)	Opponent
60	INT	Jackson,Evan	Washington St.
46	Pass	Young,Wyatt from Mestemaker,Drew	Lamar University
43	INT	Whitter,Shane	Washington St.
35	INT	Armstead,Da'Vea	Army West Point
32*	Pass	Young,Wyatt from Mestemaker,Drew	Lamar University
32	Pass	Sides,Landon from Mestemaker,Drew	Western Michigan
31	Rush	Mestemaker,Drew	Western Michigan
30	Pass	Evans,Simeon from Mestemaker,Drew	Lamar University
30	Rush	Sibley,Kiefer	Lamar University
28	Pass	Coleman,Miles from Mestemaker,Drew	Army West Point
27	Rush	McGill II,Maken	Washington St.
26	KR	Evans,Simeon	Army West Point
26	INT	Fields,Trey	Lamar University
25*	Pass	Dorner,Cameron from Mestemaker,Drew	Lamar University

* touchdown scored on play

LONG PLAYS BY THE NUMBERS

Long Plays By Yards	No.	TD
100+	0	0
90-99	0	0
80-89	0	0
70-79	0	0
60-69	1	0
50-59	0	0
40-49	2	0
30-39	6	1
20-29	18	2

Long Plays By Type	No.	TD
Rushing	5	1
Passing	15	2
Punt returns	0	0
Kick returns	2	0
Interceptions	4	0
Fumble returns	1	0
Other	0	0
TOTAL	27	3

25-YARD PLUS BY PLAYER

Player	No.	TD	R	P	KR	PR	IR	FR
Young,Wyatt	4	1	0	4	0	0	0	0
Dorner,Cameron	3	1	0	3	0	0	0	0
Evans,Simeon	3	0	0	1	2	0	0	0
Sibley,Kiefer	3	0	2	1	0	0	0	0
Sides,Landon	2	0	0	2	0	0	0	0
Coleman,Miles	2	0	0	2	0	0	0	0
Hawkins,Caleb	1	1	1	0	0	0	0	0
Williams III,Tr	1	0	0	1	0	0	0	0
Jones II,Will	1	0	0	0	0	0	0	1
Lewis, Terrence	1	0	0	1	0	0	0	0
Fields,Trey	1	0	0	0	0	0	1	0
McGill II,Maken	1	0	1	0	0	0	0	0
Mestemaker,Drew	1	0	1	0	0	0	0	0
Armstead,Da'Vea	1	0	0	0	0	0	1	0
Whitter,Shane	1	0	0	0	0	0	1	0
Jackson,Evan	1	0	0	0	0	0	1	0
TOTAL	27	3	5	15	2	0	4	1

LONGEST PLAYS OF THE YEAR

Rushing

31 Mestemaker,Drew vs Western Michigan (9/8/2025)

Rushing Touchdown

21 Hawkins,Caleb vs Army West Point (9/20/2025)

Passing

46 Young,Wyatt from Mestemaker,Drew
vs Lamar University (8/30/2025)

Passing Touchdown

32 Young,Wyatt from Mestemaker,Drew
vs Lamar University (8/30/2025)

Punt Return

11 Evans,Simeon vs Lamar University (8/30/2025)

Kick Return

26 Evans,Simeon vs Army West Point (9/20/2025)

Interception Return

60 Jackson,Evan vs Washington St. (9/13/2025)

Fumble Return

20 Jones II,Will vs Army West Point (9/20/2025)

Punt

51 Evans,Sawyer vs Washington St. (9/13/2025)

Field Goal

28 Nguma,Kali vs Lamar University (8/30/2025)

UNT FOOTBALL 2025

OVERALL: 4-0 (HOME 2-0, ROAD 2-0, NEUTRAL 0-0) | AMERICAN: 1-0 (HOME 0-0, ROAD 1-0, NEUTRAL 0-0)

UNT SCORING DRIVES

OPPONENT	PLAYS	YDS	DRIVE TIME	DRIVE START	QTR/ CLOCK	PLAY
Lamar	8	75	3:39	1Q/15:00	1Q/11:21	Mestemaker 2 yd rush
Lamar	9	65	2:43	1Q/8:29	1Q/5:46	McGill II 1 yd rush
Lamar	7	54	3:03	2Q/9:38	2Q/6:35	Young, W. 5 yd pass from Mestemaker
Lamar	6	76	1:46	2Q/3:39	2Q/1:53	Dorner 25 yd pass from Mestemaker
Lamar	4	7	0:49	2Q/1:46	2Q/0:57	Nguma 28 yd FG
Lamar	-	-	-	-	2Q/0:27	Wesloski 0 yd fumble return
Lamar	5	52	2:04	3Q/13:20	3Q/11:16	Sibley 1 yd rush
Lamar	4	62	1:36	3Q/10:17	3Q/8:41	Young, W. 32 yd pass from Mestemaker
Western Michigan	8	68	2:45	2Q/13:33	2Q/10:48	Sibley 10 yd rush
Western Michigan	13	68	4:23	3Q/15:00	3Q/10:37	Nguma 22 yd FG
Western Michigan	4	67	1:53	3Q/6:33	3Q/4:40	Williams III 18 yd pass from Mestemaker
Western Michigan	9	65	4:10	4Q/14:13	4Q/10:03	Dorner 4 yd pass from Mestemaker
Western Michigan	9	68	1:49	4Q/3:23	4Q/1:34	Nguma 25 yd FG
Western Michigan	3	25	--	OT1	OT1	McGill II 3 yd rush
Washington State	10	75	4:27	1Q/15:00	1Q/10:33	McGill II 7 yd rush
Washington State	1	12	0:08	1Q/7:41	1Q/7:33	Becks 12 yd rush
Washington State	3	19	1:18	2Q/8:25	2Q/7:07	Young Jr. 2 yd pass from Mestemaker
Washington State	5	30	1:39	2Q/5:03	2Q/3:24	Williams III 6 yd pass from Mestemaker
Washington State	1	12	0:15	2Q/1:54	2Q/1:39	Sides 12 yd pass from Mestemaker
Washington State	2	20	0:36	2Q/1:30	2Q/0:54	Becks 14 yd rush
Washington State	9	67	3:48	3Q/13:34	3Q/9:46	Nguma 26 yd FG
Washington State	10	68	4:53	3Q/7:23	3Q/2:30	Day 2 yd pass from Mestemaker
Washington State	11	80	5:57	4Q/14:51	4Q/8:54	Hawkins 3 yd rush
Army	15	75	6:38	1Q/15:00	1Q/8:22	Hawkins 4 yd rush
Army	5	44	1:45	1Q/5:06	1Q/3:21	McGill II 6 yd rush
Army	3	18	0:39	1Q/2:03	1Q/1:24	Hawkins 7 yd rush
Army	2	10	1:00	2Q/7:35	2Q/6:35	Young, W. 6 yd pass from Mestemaker
Army	12	67	4:35	3Q/11:00	3Q/6:25	Nguma 23 yd FG
Army	6	60	2:22	4Q/11:25	4Q/9:03	Hawkins 21 yd rush
Army	5	25	--	OT1	OT1	Hawkins 3 yd rush

DRIVES SUPERLATIVES

MOST PLAYS:	15, at Army (TD)	FEWEST PLAYS:	1, 2x, last vs. WSU (TD)
MOST YARDS:	80, vs. Washington St. (TD)	FEWEST YARDS:	7, vs. Lamar (FG)
LONGEST TIME:	6:38, at Army (TD)	SHORTEST TIME:	0:08, vs. WSU (TD)

OPPONENT SCORING DRIVES

TEAM	PLAYS	YDS	DRIVE TIME	DRIVE START	QTR/ CLOCK	PLAY
Western Michigan	9	61	4:34	1Q/3:07	2Q/13:33	Lowry 25 yd rush
Western Michigan	5	64	2:40	2Q/10:48	2Q/8:08	Buckley 17 yd pass from Lowry
Western Michigan	10	30	2:54	2Q/2:54	2Q/0:00	Domschke 40 yd FG
Western Michigan	7	41	4:04	3Q/10:37	3Q/6:33	Lowry 8 yd rush
Western Michigan	9	36	5:27	3Q/4:40	4Q/14:13	Domschke 43 yd FG
Western Michigan	4	-5	--	OT1	OT1	Domschke 48 yd FG
Washington State	14	82	6:01	1Q/7:28	1Q/1:27	Stevens 26 yd FG
Washington State	13	75	6:57	4Q/8:54	4Q/1:57	Eckhaus 2 yd rush
Army	1	75	0:10	1Q/1:24	1Q/1:14	Bartosh 75 yd rush
Army	13	75	5:58	2Q/6:35	2Q/0:37	Howard 17 yd pass from Coleman
Army	7	75	3:53	3Q/15:00	3Q/11:07	Reed 37 yd rush
Army	17	75	9:58	3Q/6:25	4Q/11:27	Coleman 5 yd rush
Army	4	75	0:39	4Q/3:35	4Q/2:56	Anderson 66 yd pass from Coleman
Army	14	50	2:40	4Q/2:49	4Q/0:09	Jones 23 yd FG

DRIVES SUPERLATIVES

MOST PLAYS:	17, at Army (TD)	FEWEST PLAYS:	1, at Army (TD)
MOST YARDS:	82, vs. Washington St. (FG)	FEWEST YARDS:	-5, at WMU (FG)
LONGEST TIME:	9:58, at Army (TD)	SHORTEST TIME:	0:10, at Army (TD)

UNT FOOTBALL 2025

OVERALL: 4-0 (HOME 2-0, ROAD 2-0, NEUTRAL 0-0) | AMERICAN: 1-0 (HOME 0-0, ROAD 1-0, NEUTRAL 0-0)

Team Game-By-Game

		Rushing				Receiving				Passing				Kick Returns				Punt Returns				tot
Date	Opponent	no.	yds	td	lg	no.	yds	td	lg	cmp-att-int	yds	td	lg	no.	yds	td	lg	no.	yds	td	lg	off
08/30/2025	Lamar University	41	133	3	30	24	329	3	46	24-34-0	329	3	46	0	0	0	0	5	24	0	11	462
09/06/2025	at Western Mich.	30	182	2	31	18	224	2	32	18-33-0	224	2	32	3	57	0	23	0	0	0	0	406
09/13/2025	Washington St.	29	163	4	27	29	247	4	24	29-34-0	247	4	24	0	0	0	0	3	6	0	3	410
09/20/2025	at Army West Point	42	229	5	21	26	249	1	28	26-36-0	249	1	28	4	39	0	26	0	0	0	0	478
North Texas		142	707	14	31	97	1049	10	46	97-137-0	1049	10	46	7	96	0	26	8	30	0	11	1756
Opponents		180	698	6	75	49	487	3	68	49-90-5	487	3	68	12	209	0	45	2	3	0	7	1185

North Texas Averages

Games	Avg/ rush	Avg/ catch	Pass effic	KR avg	PR avg	All purpose avg/game	Total offense avg/game
4	5.0	10.8	159.2	13.7	3.8	511.5	439.0

Date	Opponent	ua	Tackles			no-yds	Fumble		Pass Defense			blkd kick	PAT attempts			off		
			a	total	tfl-yds		ff	fr-yds	int-yds	qbh	brup		kick	rush	rcv	saf	t/o	pts
08/30/2025	Lamar University	32	18	50	8.0-34	3-17	1	1-0	1-26	6	0	1	6-6	0	0	0	10	51
09/06/2025	at Western Mich.	51	26	77	4.0-16	1-9	0	0-0	0-0	0	1	0	3-3	0	0	0	0	33
09/13/2025	Washington St.	31	30	61	7.0-26	3-16	1	2-0	3-103	3	2	1	8-8	0	0	0	28	59
09/20/2025	at Army West Point	37	58	95	4.0-7	1-4	2	2-20	1-35	4	1	0	6-6	0	0	0	21	45
North Texas		151	132	283	23.0-83	8-46	4	5-20	5-164	13	4	2	23-23	0	0	0	59	188
Opponents		150	104	254	17.0-56	4-25	1	2-0	0-0	7	11	0	9-9	0	0	0	3	78

Date	Opponent	Punting										Field Goals			Kickoffs				
		no.	yds	avg	long	blkd	tb	fc	50+	i20	md-att	long	blkd	no.	yds	avg	tb	ob	
08/30/2025	Lamar University	2	74	37.0	43	0	0	1	0	1	1-1	28	0	9	530	58.9	4	1	
09/06/2025	at Western Mich.	5	190	38.0	45	0	0	2	0	0	2-2	25	0	6	294	49.0	0	0	
09/13/2025	Washington St.	2	95	47.5	51	0	0	2	1	2	1-1	26	0	10	641	64.1	7	0	
09/20/2025	at Army West Point	0	0	0.0	0	0	0	0	0	0	1-1	23	0	7	455	65.0	6	0	
North Texas		9	359	39.9	51	0	0	5	1	3	5-5	28	0	32	1920	60.0	17	1	
Opponents		18	653	36.3	54	2	1	3	2	4	5-5	48	0	16	901	56.3	7	1	

UNT FOOTBALL 2025

OVERALL: 4-0 (HOME 2-0, ROAD 2-0, NEUTRAL 0-0) | AMERICAN: 1-0 (HOME 0-0, ROAD 1-0, NEUTRAL 0-0)

Opponents Game-By-Game

Date	Opponent	Rushing				Receiving				Passing				Kick Returns				Punt Returns				tot		
		no.	yds	td	lg	no.	yds	td	lg	cmp	att	int	yds	td	lg	no.	yds	td	lg	no.	yds	td	lg	off
08/30/2025	Lamar University	27	31	0	8	13	88	0	18	13	27	1	88	0	18	3	30	0	18	1	7	0	7	119
09/06/2025	at Western Mich.	57	216	2	26	7	87	1	34	7	14	0	87	1	34	6	125	0	45	1	-4	0	0	303
09/13/2025	Washington St.	28	64	1	12	23	211	0	43	23	35	3	211	0	43	3	54	0	20	0	0	0	0	275
09/20/2025	at Army West Point	68	387	3	75	6	101	2	68	6	14	1	101	2	68	0	0	0	0	0	0	0	0	488
Opponents		180	698	6	75	49	487	3	68	49	90	5	487	3	68	12	209	0	45	2	3	0	7	1185
North Texas		142	707	14	31	97	1049	10	46	97	137	0	1049	10	46	7	96	0	26	8	30	0	11	1756

Opponents Averages

Games	Avg/ rush	Avg/ catch	Pass effc	KR avg	PR avg	All purpose avg/game	Total offense avg/game
4	3.9	9.9	99.8	17.4	1.5	349.3	296.3

		Tackles				Sacks	Fumble		Pass Defense			blkd	PAT attempts			off		
Date	Opponent	ua	a	total	tfl-yds	no-yds	ff	fr-yds	int-yds	qbh	brup	kick	kick	rush	rcv	saf	t/o	pts
08/30/2025	Lamar University	37	30	67	8.0-19	0-0	0	1-0	0-0	3	3	0	0-0	0	0	0	0	0
09/06/2025	at Western Mich.	38	16	54	4.0-22	3-19	0	0-0	0-0	1	6	0	3-3	0	0	0	0	30
09/13/2025	Washington St.	32	28	60	3.0-9	1-6	0	0-0	0-0	1	0	0	1-1	0	0	0	0	10
09/20/2025	at Army West Point	43	30	73	2.0-6	0-0	1	1-0	0-0	2	2	0	5-5	0	0	0	3	38
Opponents		150	104	254	17.0-56	4-25	1	2-0	0-0	7	11	0	9-9	0	0	0	3	78
North Texas		151	132	283	23.0-83	8-46	4	5-20	5-164	13	4	2	23-23	0	0	0	59	188

		Punting										Field Goals			Kickoffs				
Date	Opponent	no.	yds	avg	long	blkd	tb	fc	50+	i20	md-att	long	blkd	no.	yds	avg	tb	ob	
08/30/2025	Lamar University	9	323	35.9	45	1	0	1	0	0	0-0	0	0	1	65	65.0	1	0	
09/06/2025	at Western Mich.	5	178	35.6	52	0	0	2	1	4	3-3	48	0	6	302	50.3	1	1	
09/13/2025	Washington St.	4	152	38.0	54	1	1	0	1	0	1-1	26	0	3	195	65.0	3	0	
09/20/2025	at Army West Point	0	0	0.0	0	0	0	0	0	0	1-1	23	0	6	339	56.5	2	0	
Opponents		18	653	36.3	54	2	1	3	2	4	5-5	48	0	16	901	56.3	7	1	
North Texas		9	359	39.9	51	0	0	5	1	3	5-5	28	0	32	1920	60.0	17	1	

UNT FOOTBALL 2025

OVERALL: 4-0 (HOME 2-0, ROAD 2-0, NEUTRAL 0-0) | AMERICAN: 1-0 (HOME 0-0, ROAD 1-0, NEUTRAL 0-0)

North Texas - Game Highs

RUSHES	42	at Army West Point (09/20/2025)
YARDS RUSHING	229	at Army West Point (09/20/2025)
YARDS PER RUSH	6.1	at Western Mich. (09/06/2025)
TD RUSHES	5	at Army West Point (09/20/2025)
PASS ATTEMPTS	36	at Army West Point (09/20/2025)
PASS COMPLETIONS	29	Washington St. (09/13/2025)
YARDS PASSING	329	Lamar University (08/30/2025)
YARDS PER PASS	9.7	Lamar University (08/30/2025)
TD PASSES	4	Washington St. (09/13/2025)
TOTAL PLAYS	78	at Army West Point (09/20/2025)
TOTAL OFFENSE	478	at Army West Point (09/20/2025)
YARDS PER PLAY	6.5	Washington St. (09/13/2025)
POINTS	59	Washington St. (09/13/2025)
SACKS BY	3	Washington St. (09/13/2025)
	3	Lamar University (08/30/2025)
FIRST DOWNS	26	at Army West Point (09/20/2025)
	26	Lamar University (08/30/2025)
PENALTIES	9	at Western Mich. (09/06/2025)
PENALTY YARDS	81	at Western Mich. (09/06/2025)
TURNOVERS	1	at Army West Point (09/20/2025)
	1	Lamar University (08/30/2025)
PUNTS	5	at Western Mich. (09/06/2025)
PUNTING AVG	47.5	Washington St. (09/13/2025)
LONG PUNT	51	Washington St. (09/13/2025)
PUNTS INSIDE 20	2	Washington St. (09/13/2025)
LONG PUNT RETURN	11	Lamar University (08/30/2025)

UNT FOOTBALL 2025

OVERALL: 4-0 (HOME 2-0, ROAD 2-0, NEUTRAL 0-0) | AMERICAN: 1-0 (HOME 0-0, ROAD 1-0, NEUTRAL 0-0)

North Texas - Individual Game Highs

RUSHES	19	Makenzie McGill II at Army West Point (09/20/2025)
YARDS RUSHING	102	Makenzie McGill II at Western Mich. (09/06/2025)
TD RUSHES	4	Caleb Hawkins at Army West Point (09/20/2025)
LONG RUSH	31	Drew Mestemaker at Western Mich. (09/06/2025)
PASS ATTEMPTS	36	Drew Mestemaker at Army West Point (09/20/2025)
PASS COMPLETIONS	26	Drew Mestemaker at Army West Point (09/20/2025)
YARDS PASSING	329	Drew Mestemaker vs Lamar University (08/30/2025)
TD PASSES	4	Drew Mestemaker vs Washington St. (09/13/2025)
LONG PASS	46	Drew Mestemaker vs Lamar University (08/30/2025)
RECEPTIONS	8	Miles Coleman at Army West Point (09/20/2025)
YARDS RECEIVING	98	Cameron Dorner vs Lamar University (08/30/2025)
TD RECEPTIONS	2	Wyatt Young vs Lamar University (08/30/2025)
LONG RECEPTION	46	Wyatt Young vs Lamar University (08/30/2025)
PUNTS	5	Sawyer Evans at Western Mich. (09/06/2025)
PUNTING AVG	47.5	Sawyer Evans vs Washington St. (09/13/2025)
LONG PUNT	51	Sawyer Evans vs Washington St. (09/13/2025)
PUNTS INSIDE 20	2	Sawyer Evans vs Washington St. (09/13/2025)
LONG PUNT RETURN	11	Simeon Evans vs Lamar University (08/30/2025)
LONG KICKOFF RETURN	26	Simeon Evans at Army West Point (09/20/2025)
TACKLES	12	Shane Whitter at Western Mich. (09/06/2025)
SACKS	2	Keviyen Huddleston vs Washington St. (09/13/2025)
TACKLES FOR LOSS	2	Keviyen Huddleston vs Washington St. (09/13/2025)
	2	Ethan Wesloski at Western Mich. (09/06/2025)
	2	Ethan Wesloski vs Lamar University (08/30/2025)

UNT FOOTBALL 2025

OVERALL: 4-0 (HOME 2-0, ROAD 2-0, NEUTRAL 0-0) | AMERICAN: 1-0 (HOME 0-0, ROAD 1-0, NEUTRAL 0-0)

3rd-Down Conversions

Date	Opponent		Score	Overall	1st Qtr	2nd Qtr	3rd Qtr	4th Qtr	Overtime
08/30/2025	Lamar University	W	51-0	7-12 58.3	3-4 75.0	1-3 33.3	0-1 0.0	3-4 75.0	0-0 0.0
09/06/2025	at Western Mich.	Wot1	33-30	6-13 46.2	0-2 0.0	3-5 60.0	1-2 50.0	2-4 50.0	1-1 100.0
09/13/2025	Washington St.	W	59-10	4-8 50.0	0-1 0.0	1-3 33.3	1-2 50.0	2-2 100.0	0-0 0.0
09/20/2025	at Army West Point	Wot1	45-38	7-12 58.3	3-3 100.0	1-3 33.3	1-3 33.3	1-2 50.0	0-0 0.0
North Texas				24-45 53.3	6-10 60.0	6-14 42.9	3-8 37.5	8-12 66.7	1-1 100.0
Opponents				28-61 45.9	6-13 46.2	8-15 53.3	4-10 40.0	9-20 45.0	1-3 33.3

4th-Down Conversions

Date	Opponent		Score	Overall	1st Qtr	2nd Qtr	3rd Qtr	4th Qtr	Overtime
08/30/2025	Lamar University	W	51-0	1-2 50.0	1-1 100.0	0-1 0.0	0-0 0.0	0-0 0.0	0-0 0.0
09/06/2025	at Western Mich.	Wot1	33-30	0-0 0.0	0-0 0.0	0-0 0.0	0-0 0.0	0-0 0.0	0-0 0.0
09/13/2025	Washington St.	W	59-10	1-1 100.0	1-1 100.0	0-0 0.0	0-0 0.0	0-0 0.0	0-0 0.0
09/20/2025	at Army West Point	Wot1	45-38	1-3 33.3	0-0 0.0	0-1 0.0	1-1 100.0	0-1 0.0	0-0 0.0
North Texas				3-6 50.0	2-2 100.0	0-2 0.0	1-1 100.0	0-1 0.0	0-0 0.0
Opponents				5-8 62.5	0-0 0.0	3-3 100.0	0-0 0.0	2-4 50.0	0-1 0.0

Time of Possession

Date	Opponent		Score	Overall	1st Qtr	2nd Qtr	3rd Qtr	4th Qtr	Overtime
08/30/2025	Lamar University	W	51-0	33:28	06:22	10:41	06:38	09:47	00:00
09/06/2025	at Western Mich.	Wot1	33-30	23:22	02:25	06:21	06:16	08:20	00:00
09/13/2025	Washington St.	W	59-10	28:34	04:35	07:24	08:41	07:54	00:00
09/20/2025	at Army West Point	Wot1	45-38	27:59	09:09	08:52	04:42	05:16	00:00
North Texas				Total 113:23	22:31	33:18	26:17	31:17	00:00
				Avg. 28:21	05:38	08:20	06:34	07:49	00:00
Opponents				Total 126:37	27:54	36:17	18:26	44:00	00:00
				Avg. 31:39	06:59	09:04	04:36	11:00	00:00

UNT FOOTBALL 2025

OVERALL: 4-0 (HOME 2-0, ROAD 2-0, NEUTRAL 0-0) | AMERICAN: 1-0 (HOME 0-0, ROAD 1-0, NEUTRAL 0-0)

North Texas Inside Opponent Red-Zone

				Times	Times	Total		Rush	Pass	FGs	Failed to score inside RZ					
Date	Opponent		Score	In RZ	Scored	Pts	TDs	TDs	TDs	Made	FGA	Down	Int	Fumb	Half	Game
08/30/2025	Lamar University	W	51-0	6	5	30	4	3	1	1	1	1	1	0	0	0
09/06/2025	at Western Mich.	W	33-30	6	6	33	4	2	2	2	2	0	0	0	0	0
09/13/2025	Washington St.	W	59-10	9	9	59	8	4	4	1	1	0	0	0	0	0
09/20/2025	at Army West Point	W	45-38	6	6	38	5	4	1	1	1	0	0	0	0	0
	Totals 26 of 27 (96.3%)			27	26	160	21	13	8	5	5	1	0	0	0	0

Opponents Inside North Texas Red-Zone

				Times	Times	Total		Rush	Pass	FGs	Failed to score inside RZ					
Date	Opponent		Score	In RZ	Scored	Pts	TDs	TDs	TDs	Made	FGA	Down	Int	Fumb	Half	Game
08/30/2025	Lamar University	W	51-0	0	0	0	0	0	0	0	0	0	0	0	0	0
09/06/2025	Western Mich.	W	33-30	3	3	17	2	1	1	1	1	0	0	0	0	0
09/13/2025	Washington St.	W	59-10	2	2	10	1	1	0	1	1	0	0	0	0	0
09/20/2025	Army West Point	W	45-38	4	3	17	2	1	1	1	1	1	0	0	0	0
	Totals 8 of 9 (88.9%)			9	8	44	5	3	2	3	3	1	0	0	0	0

UNT FOOTBALL 2025

OVERALL: 4-0 (HOME 2-0, ROAD 2-0, NEUTRAL 0-0) | AMERICAN: 1-0 (HOME 0-0, ROAD 1-0, NEUTRAL 0-0)

##	Player	GP-GS	Lamar	WMU	WSU	ARM
0	Will Jones II	4/4	START	START	START	START
0	Makenzie McGill II	4/4	START	START	START	START
1	David Fisher	3/3	...	START	START	START
1	Miles Coleman	4/4	START	START	START	START
2	Da'Veawn Armstead	4/3	START	START	START	XXX
3	Simeon Evans	4/4	START	START	START	START
3	Evan Jackson	3/1	XXX	XXX	START	...
4	Cameron Dorner	4/0	XXX	XXX	XXX	XXX
4	Tyrane Stewart	2/0	XXX	...	XXX	...
5	Jayden Becks	4/0	XXX	XXX	XXX	XXX
5	Chase Canada	2/0	XXX	...	XXX	...
6	Trey Fields	4/4	START	START	START	START
6	Tre Williams III	4/4	START	START	START	START
7	Shane Whitter	4/4	START	START	START	START
7	Reese Poffenbarger	2/0	XXX	...	XXX	...
8	Richard Outland Jr.	4/4	START	START	START	START
8	Shandon King	2/0	XXX	...	XXX	...
9	Tyrese Hunt-Thompson	0/0
9	Jalyn Durgan	1/0	XXX
10	Wyatt Young	4/0	XXX	XXX	XXX	XXX
11	Dalton Carnes	4/0	XXX	XXX	XXX	XXX
12	Patrick Smith-Young	3/3	START	START	...	START
12	Chris Jimerson Jr.	0/0
13	Jackson Lataimua	2/0	XXX	XXX
14	Quinton Hammonds	4/3	XXX	START	START	START
14	Kyle Koch	2/0	XXX	...	XXX	...
15	Fatafehi Vailea II	4/4	START	START	START	START
16	Gabe Stroud	2/0	XXX	XXX
16	Tom von Grote	0/0
17	Drew Mestemaker	4/4	START	START	START	START
18	Isaiah Collins	0/0
18	Terrence Lewis	3/0	XXX	...	XXX	XXX
19	Kenton Allen	2/0	XXX	...	XXX	...
20	Ashton Gray	3/0	XXX	...	XXX	XXX
20	Bryce Garza	2/0	...	XXX	XXX	...
21	Kiefer Sibley	2/0	XXX	XXX
21	Jaydon Smith	0/0
22	Landon Sides	3/3	...	START	START	START
22	Julian Knox	3/0	XXX	XXX	XXX	...
23	Tyler Brown	0/0
24	Caleb Hawkins	3/0	XXX	...	XXX	XXX
25	Kollin Lewis	3/1	START	XXX	XXX	...
26	S'Maje Burrell	4/0	XXX	XXX	XXX	XXX
29	Kamdon McFarland	4/0	XXX	XXX	XXX	XXX
30	BJ Allen Jr.	4/0	XXX	XXX	XXX	XXX
31	Zachary Yang	0/0
32	Ethan Wesloski	4/2	START	XXX	XXX	START
34	Dennis Moody III	3/0	XXX	XXX	XXX	...
34	Brenden Reese	2/0	XXX	XXX
35	J.J. Jean-Louis	4/0	XXX	XXX	XXX	XXX
36	Keenan Jackson	0/0
36	Jaden Manning	2/0	XXX	XXX
37	Will Hutchison	0/0
38	Kevin Odikpo	0/0
39	Tramell Windham	0/0
40	Keviyon Huddleston	4/0	XXX	XXX	XXX	XXX
40	Kali Nguma	4/0	XXX	XXX	XXX	XXX
41	Sawyer Evans	4/0	XXX	XXX	XXX	XXX
42	Brayden Knox	1/0	...	XXX
43	Anthony Benford II	0/0

UNT FOOTBALL 2025

OVERALL: 4-0 (HOME 2-0, ROAD 2-0, NEUTRAL 0-0) | AMERICAN: 1-0 (HOME 0-0, ROAD 1-0, NEUTRAL 0-0)

##	Player	GP-GS	Lamar	WMU	WSU	ARM
44	Briceon Hayes	4/4	START	START	START	START
45	Amel Hadzisabic	0/0
45	Zhaiylen Scott	4/0	XXX	XXX	XXX	XXX
46	Keelene Bradley	0/0
46	Miguel Arenas	2/0	XXX	XXX
47	Harrison Dempsey	3/0	XXX	XXX	XXX	...
48	Caden Yates	4/0	XXX	XXX	XXX	XXX
49	Brodie Scoggins	0/0
52	Titus Roberson	0/0
53	Dylan Shaw	4/0	XXX	XXX	XXX	XXX
53	Blake Fann	3/0	XXX	XXX	XXX	...
54	Johnny Dickson III	4/4	START	START	START	START
56	Divine Love Onochie	1/0	XXX	...
58	Caleb Lathan	0/0
59	Christian Pettway	0/0
60	Jordan Reasonover	0/0
62	Amarion Berry	4/0	XXX	XXX	XXX	XXX
64	Roberto Rodriguez	0/0
65	Gabe Blair	4/4	START	START	START	START
66	Willie Goodacre	2/0	XXX	XXX
67	Braydon Nelson	4/4	START	START	START	START
68	Keon Johnson	3/0	XXX	XXX	XXX	...
69	Ryan Krueger	0/0
70	Tay Yanta II	4/4	START	START	START	START
71	Ugonna Nnanna	2/0	XXX	XXX
72	Jimto Obidegwu	2/2	START	START
73	Julio Madero IV	0/0
74	Larry Moore III	4/1	XXX	START	XXX	XXX
76	Desmond Magiya	4/1	XXX	XXX	START	XXX
77	Jaymon Lamb	0/0
78	Santiago Hernandez	0/0
79	Brody Hamilton	0/0
80	Baron Tipton	4/1	START	XXX	XXX	XXX
81	Chris Lewis	1/0	XXX
82	Connor Vaughn	0/0
83	Victor Aderungboye	4/0	XXX	XXX	XXX	XXX
84	Jackson Muckelroy	0/0
86	Grant Gainer	0/0
87	Brandon Young Jr.	4/0	XXX	XXX	XXX	XXX
88	Marcellus Crutchfield	0/0
89	Dadrian Burleson	0/0
90	Ethan Day	4/4	START	START	START	START
91	Demetrie Morgan	2/0	XXX	...	XXX	...
92	Will Smith	3/0	XXX	...	XXX	XXX
93	Terrell Washington	4/0	XXX	XXX	XXX	XXX
94	Jayden Williams	4/0	XXX	XXX	XXX	XXX
95	Rudy Vargas Jr.	2/0	XXX	...	XXX	...
96	AJ Brown	1/0	XXX
97	Joshua Pierce	4/0	XXX	XXX	XXX	XXX
98	Saadiq Clements	4/0	XXX	XXX	XXX	XXX
99	Avion Carter	2/0	XXX	...	XXX	...

2025 GAME RECAPS

OVERALL: 4-0 (HOME 2-0, ROAD 2-0, NEUTRAL 0-0) | AMERICAN: 1-0 (HOME 0-0, ROAD 1-0, NEUTRAL 0-0)

LAMAR vs. UNT

DATCU STADIUM • DENTON, TEXAS
AUG. 30, 2025 • ATTENDANCE: 20,594

POSTGAME NOTES

- The Mean Green defense posted the program's first shutout in over two decades in a 51-0 victory in the season opener against Lamar at DATCU Stadium on Saturday night.
- UNT last blanked an opponent on Oct. 30, 2003, when the Mean Green won 21-0 versus Troy at its previous home stadium – Fouts Field.
- On Saturday, the defense held the Trojans to 119 yards of total offense, including 31 rushing yards, which is tied for the seventh-fewest allowed by the Mean Green since 2000.
- Junior linebacker Ethan Wesloski recorded seven tackles including two solo stops, two tackles-for-loss, a half-sack, a forced fumble and a fumble recovery for a touchdown.
- Junior defensive lineman Ethan Day tallied a career-high five tackles, including two solo stops, and his first career sack while senior linebacker Trey Fields registered four tackles, one TFL and his first career interception.
- In his second career start, redshirt freshman quarterback Drew Mestemaker finished 24-for-32 with 329 yards, three passing touchdowns and one rushing score.
- Senior wide receiver Cameron Dornier posted a team-high seven catches for 98 yards and a touchdown while sophomore Wyatt Young caught four balls for 97 yards and two touchdowns, each career-high marks.

SCORING SUMMARY

LAMAR	0	0	0	0	--	0
UNT	13	24	14	0	--	51

1st	11:21	UNT	Mestemaker, Drew 2 yd run (Williams III, T. pass from Evans, S. failed)
	5:46	UNT	McGill II, Makenzie 1 yd run (Nguma, Kali kick)
2nd	6:35	UNT	Young, Wyatt 5 yd pass from Mestemaker, Drew (Nguma, Kali kick)
	1:53	UNT	Dornier, Cameron 25 yd pass from Mestemaker, Drew (Nguma, Kali kick)
	0:57	UNT	Nguma, Kali 28 yd field goal
	0:27	UNT	Wesloski, Ethan 0 yd fumble recovery (Nguma, Kali kick)
3rd	11:16	UNT	Sibley, Kiefer 1 yd run (Nguma, Kali kick)
	8:41	UNT	Young, Wyatt 32 yd pass from Mestemaker, Drew (Nguma, Kali kick)

STATISTICS

TEAM STATS	LAM	UNT
FIRST DOWNS	8	26
RUSHES-YARDS (NET)	27-31	41-179
PASSING YDS (NET)	88	329
Passes Att-Comp-Int	27-13-1	34-24-0
TOTAL OFFENSE PLAYS-YARDS	54-119	75-508
Fumble Returns-Yards	0-0	0-0
Punt Returns-Yards	1-7	4-24
Kickoff Returns-Yards	3-30	0-0
Interception Returns-Yards	0-0	1-26
Punts (Number-Avg)	9-31.7	2-37.0
Fumbles-Lost	1-1	1-1
Penalties-Yards	14-99	3-20
Possession Time	26:32	33:28
Third-Down Conversions	3 of 13	6 of 11
Fourth-Down Conversions	0 of 1	1 of 2
Red-Zone Scores-Chances	0-0	5-6
Sacks By: Number-Yards	0-0	3-17

INDIVIDUAL STATISTICS

RUSHING: Lamar-Bowden, Major 6-21; Moore, Damien 10-15; McCown, Aiden 2-9; Robinson, Josh 1-4; Coleman, Xavier 1-1; Jones, Izaha 1-7. UNT-Dornier, Cameron 7-98; Coleman, Miles 5-52; Young, Wyatt 4-97; Tipton, Baron 2-12; Poffenbarger, Reese 4-20; Becks, Jayden 8-19; Hawkins, Caleb 5-18; Gray, Ashton 5-12; McGill II, Makenzie 6-1; TEAM 2-minus 5.

PASSING: Lamar-Coleman, Robert 13-24-1-88; McCown, Aiden 0-3-0-0. UNT-Mestemaker, Drew 24-32-0-329; Poffenbarger, Reese 0-2-0-0.

RECEIVING: Lamar-Fuselier, Kyndon 4-45; Bowden, Major 3-6; Boyd, Jayden 2-16; Gibbs, Devyn 2-4; Hyder, JaCorey 1-10; Jones, Izaha 1-7. UNT-Dornier, Cameron 7-98; Coleman, Miles 5-52; Young, Wyatt 4-97; Tipton, Baron 2-12; Williams III, Tre 2-11; Evans, Simeon 1-30; Lewis, Terrence 1-14; Hawkins, Caleb 1-9; Carnes, Dalton 1-6.

INTERCEPTIONS: Lamar-None. UNT-Fields, Trey 1-26.

FUMBLES: Lamar-Coleman, Robert 1-1. UNT-Poffenbarger, Reese 1-1.

SACKS (UA-A): Lamar-None. UNT-Day, Ethan 1-0; Wesloski, Ethan 0-1; Scott, Zhaiylen 1-0; Huddleston, Keviyon 0-1.

TACKLES (UA-A): Lamar-Pugh, Kristian 5-2; Faulkner, Brayde 1-5; Omodia, Paul 5-0; Hamrick II, Ronn 4-1; Miller, C.J. 3-1; Maloles, Royce 2-2; Rankin, DeMarcus 3-0; Adekoya, Iyioluwa 2-1; Maronen, Jaden 1-2; Bandy, Jackson 1-2; Thomas, Kevin 0-3; Bradshaw, Brende 2-0; Evans, Mar Mar 1-1; Gilds, Edward 1-1; Booker, Christia 1-1; Simpson, Kei'tro 1-1; McKinney, Eteli 0-2; Sumler, Alex 1-0; Harding, Jaden 1-0; Connor, Sean 1-0; Hyder, JaCorey 1-0; Robinson, Josh 1-0; Huff, Andrew 0-1; Oluwa Solomli, Iy 0-1; Stoker, Zaylon 0-1; Bowden, Major 0-1; Christian, Peyto 0-1. UNT-Wesloski, Ethan 2-5; Whitter, Shane 4-1; Scott, Zhaiylen 4-1; Day, Ethan 2-3; Fields, Trey 2-2; Jackson, Evan 3-0; Hayes, Briceon 1-2; Outland Jr., Richard 2-0; Allen Jr., BJ 2-0; Lewis, Kollin 2-0; Stewart, Tyrane 2-0; Smith-Young, Pat 1-1; Huddleston, Keviyon 0-2; Allen, Kenton 1-0; Jones II, Will 1-0; Armstead, Da'Vean 1-0; Williams, Jayden 1-0; Pierce, Joshua 1-0; Washington, Terrell 0-1.

UNT vs. WESTERN MICHIGAN

WALDO STADIUM • KALAMAZOO, MICH.
SEPT. 6, 2025 • ATTENDANCE: 20,051

POSTGAME NOTES

- Makenzie McGill II rushed for a game-winning touchdown as UNT captured a 33-30 overtime victory over Western Michigan at Waldo Stadium on Saturday.
- The win marked the program's first overtime victory since Oct. 30, 2021, and its first-ever win in which the Mean Green never held a lead in regulation.
- UNT overcame a 24-10 third quarter deficit marking the second 14-point comeback under head coach Eric Morris, first since Nov. 25, 2023, versus UAB.
- McGill II finished the day with 102 yards on 16 carries and one touchdown, his second career 100-yard rushing game.
- Redshirt freshman quarterback Drew Mestemaker finished 18-of-33 for 224 yards passing and two touchdowns while adding 24 yards rushing.
- Through the first two games of the season, UNT's defense has allowed 30 total points which marks the fewest for the Mean Green since 2002.
- Shane Whitter (12), Trey Fields (11) and Patrick Smith-Young (11) each finished with double-digit tackles, becoming the first trio since Dec. 2, 2022, to accomplish the feat.
- Junior linebacker Ethan Wesloski tallied eight total tackles as he matched his career-high mark of 2.0 tackles-for-loss.
- Sophomore kicker Kali Nguma finished 2-for-2 on field goal attempts, including the game-tying, 25-yard kick with 1:34 remaining in the fourth quarter.

SCORING SUMMARY

UNT	0	7	10	10	6	33
WESTERN MICHIGAN	0	17	7	3	3	30

2nd	13:33	WMU	Lowry, Broc 25 yd run (Domschke, Palmer kick)
	10:48	UNT	Sibley, Kiefer 10 yd run (Nguma, Kali kick)
	8:08	WMU	Buckley, Jalen 17 yd pass from Lowry, Broc (Domschke, Palmer kick)
	0:00	WMU	Domschke, Palmer 40 yd field goal
3rd	10:37	UNT	Nguma, Kali 22 yd field goal
	6:33	WMU	Lowry, Broc 8 yd run (Domschke, Palmer kick)
	4:40	UNT	Williams III, Tre 18 yd pass from Mestemaker, Drew (Nguma, Kali kick)
4th	14:13	WMU	Domschke, Palmer 43 yd field goal
	10:03	UNT	Dornier, Cameron 4 yd pass from Mestemaker, Drew (Nguma, Kali kick)
	1:34	UNT	Nguma, Kali 25 yd field goal
OT	--	WMU	Domschke, Palmer 48 yd field goal
	--	UNT	McGill II, Makenzie 3 yd run

STATISTICS

TEAM STATS	UNT	WMU
FIRST DOWNS	23	18
RUSHES-YARDS (NET)	30-182	57-216
PASSING YDS (NET)	224	87
Passes Att-Comp-Int	33-18-0	14-7-0
TOTAL OFFENSE PLAYS-YARDS	63-406	71-303
Fumble Returns-Yards	0-0	0-0
Punt Returns-Yards	0-0	1-(-4)
Kickoff Returns-Yards	3-57	6-125
Interception Returns-Yards	0-0	0-0
Punts (Number-Avg)	5-38.0	5-35.6
Fumbles-Lost	0-0	2-0
Penalties-Yards	9-71	9-75
Possession Time	23:22	36:38
Third-Down Conversions	6 of 13	9 of 18
Fourth-Down Conversions	0 of 0	1 of 1
Red-Zone Scores-Chances	6-6	3-3
Sacks By: Number-Yards	1-9	3-19

INDIVIDUAL STATISTICS

RUSHING: UNT-McGill II, Makenzie 16-102; Sibley, Kiefer 7-38; Mestemaker, Drew 5-24; Becks, Jayden 2-18. Western Michigan-Buckley, Jalen 30-112; Lowry, Broc 12-66; Miles, Devin 12-42; Leary, Christian 1-2; Jones, Brady 2-minus 6.

PASSING: UNT-Mestemaker, Drew 18-33-0-224. Western Michigan-Lowry, Broc 5-10-0-75; Jones, Brady 2-4-0-12.

RECEIVING: UNT-Young, Wyatt 4-59; Evans, Simeon 3-37; Sides, Landon 2-41; Sibley, Kiefer 2-35; Williams III, Tre 2-21; Dornier, Cameron 2-19; Coleman, Miles 2-12; McGill II, Makenzie 1-0. Western Michigan-Bosma, Blake 4-31; Buckley, Jalen 2-51; Brooks, Baylin 1-5.

INTERCEPTIONS: UNT-None. Western Michigan-None.

FUMBLES: UNT-None. Western Michigan-Jones, Brady 2-0.

SACKS (UA-A): UNT-Day, Ethan 1-0. Western Michigan-McGraw, Rodney 2-1; Tucker, Nadame 0-1.

TACKLES (UA-A): UNT-Whitter, Shane 7-5; Fields, Trey 8-3; Smith-Young, Patrick 6-5; Wesloski, Ethan 6-2; Hayes, Briceon 5-1; Jones II, Will 4-2; Day, Ethan 4-1; Fisher, David 1-3; Vailea II, Fatafehi 3-0; Knox, Brayden 2-0; Armstead, Da'Vean 1-1; Hammonds, Quinton 1-1; Outland Jr., Richard 1-1; Jean-Louis, J.J. 1-0; Scott, Zhaiylen 1-0; Clements, Saadiq 0-1. Western Michigan-Saipaia, Sefa 5-1; Hallock, Tate 5-0; McGraw, Rodney 3-2; Tyler, Marcel 2-3; Lyles, Jaden 4-0; Franklin, Josh 3-1; Wofford, Aaron 3-1; Al-Garawi, Musta 2-2; Camden, James 3-0; Sims, Jarvarius 2-1; Tucker, Nadame 1-2; Robinson, Larry 2-0; Fisher, Kershawn 1-1; Pope, Joey 1-1; Smith, Hunter 1-0; Lee, Tyson 1-0; Stewart, Race 0-1.

2025 GAME RECAPS

OVERALL: 4-0 (HOME 2-0, ROAD 2-0, NEUTRAL 0-0) | AMERICAN: 1-0 (HOME 0-0, ROAD 1-0, NEUTRAL 0-0)

WASHINGTON STATE vs. UNT

DATCU STADIUM • DENTON, TEXAS
SEPT. 13, 2025 • ATTENDANCE: 26,837

POSTGAME NOTES

- UNT defeated Washington State 59-10 on Saturday at DATCU Stadium, marking the first 3-0 start since 2018 and eight times overall in program history.
- Redshirt freshman quarterback Drew Mestemaker finished 24-of-29 for 211 yards passing and four touchdowns through the air.
- UNT had 15 players catch at least one pass in the game which is the highest mark since at least 1995 and ties East Carolina (vs. Campbell) for the most for any FBS team this season.
- The Mean Green tallied four rushing touchdowns including two from junior RB Jayden Becks, one from sophomore RB Makenzie McGill II and one from freshman RB Caleb Hawkins.
- This season, UNT's defense has allowed 40 total points which is the fewest points the program has allowed through the first three games of a season since the 1984 team held opponents to 37 points over the same span.
- UNT forced five turnovers – all in the first half, marking the first time they have forced five turnovers in a game since Sept. 15, 2018, at Arkansas, and the first time forcing five in a half since Oct. 22, 2016, against Army (second half).

SCORING SUMMARY

WASHINGTON STATE	3	0	0	7	--	10
UNT	14	28	10	7	--	59

1st 10:33	UNT	McGill II, Makenzie 7 yd run (Nguma, Kali kick)
7:33	UNT	Becks, Jayden 12 yd run (Nguma, Kali kick)
1:27	WSU	Stevens, Jack 26 yd field goal
2nd 7:07	UNT	Young Jr., Brandon 2 yd pass from Mestemaker, Drew (Nguma, Kali kick)
3:24	UNT	Williams III, Tre 6 yd pass from Mestemaker, Drew (Nguma, Kali kick)
1:39	UNT	Sides, Landon 12 yd pass from Mestemaker, Drew (Nguma, Kali kick)
0:54	UNT	Becks, Jayden 14 yd run (Nguma, Kali kick)
3rd 9:46	UNT	Nguma, Kali 26 yd field goal
2:30	UNT	Day, Ethan 2 yd pass from Mestemaker, Drew (Nguma, Kali kick)
4th 8:54	UNT	Hawkins, Caleb 3 yd run (Nguma, Kali kick)
1:57	WSU	Eckhaus, Zevi 2 yd run (Stevens, Jack kick)

STATISTICS

TEAM STATS	WSU	UNT
FIRST DOWNS	17	24
RUSHES-YARDS (NET)	28-64	29-163
PASSING YDS (NET)	211	247
Passes Att-Comp-Int	35-23-3	33-29-0
TOTAL OFFENSE PLAYS-YARDS	63-275	62-410
Fumble Returns-Yards	0-0	0-0
Punt Returns-Yards	0-0	2-6
Kickoff Returns-Yards	3-54	0-0
Interception Returns-Yards	0-0	3-103
Punts (Number-Avg)	4-38.0	2-47.5
Fumbles-Lost	2-2	0-0
Penalties-Yards	6-54	4-35
Possession Time	31:26	28:34
Third-Down Conversions	8 of 14	4 of 8
Fourth-Down Conversions	1 of 1	1 of 1
Red-Zone Scores-Chances	2-2	9-9
Sacks By: Number-Yards	1-6	3-16

INDIVIDUAL STATISTICS

RUSHING: Washington St.-Vorhees,Kirby 6-33; Pulalasi,Leo 7-17; Johnson,Angel 5-8; Woods,Maxwell 1-4; Eckhaus,Zevi 3-3; Dugger,Julian 6-minus 1. UNT-McGill II,Maken 9-67; Hawkins,Caleb 8-50; Becks,Jayden 6-41; Gray,Ashton 2-4; Coleman,Miles 1-4; Dornier,Cameron 1-2; Mestemaker,Drew 2-minus 5.

PASSING: Washington St.-Potter,Jaxon 16-23-3-139; Eckhaus,Zevi 7-10-0-72; Dugger,Julian 0-2-0-0. UNT-Mestemaker,Drew 24-28-0-211; Poffenbarger,Reese 5-5-0-36.

RECEIVING: Washington St.-Woods,Maxwell 5-42; Pabst,Carter 3-65; Freeman,Tony 3-47; Neal Jr.,Leon 2-14; Meredith,Joshua 2-6; Vorhees,Kirby 2-minus 1; Wright,Landon 1-34; Cedarland,Hudso 1-4; Noga,Jeremiah 1-3; Smithson,Leyton 1-2; Johnson,Angel 1-minus 2; Pulalasi,Leo 1-minus 3. UNT-Coleman,Miles 4-44; Sides,Landon 3-37; Evans,Simeon 3-23; Williams III,Tre 2-26; Hawkins,Caleb 2-19; Carnes,Dalton 2-18; Becks,Jayden 2-12; King,Shandon 2-12; McGill II,Makenzie 2-9; Young,Wyatt 2-4; Lewis,Terrence 1-22; Dornier,Cameron 1-19; Day,Ethan 1-2; Young Jr.,Brandon 1-2; Blair,Gabe 1-minus 2.

INTERCEPTIONS: Washington St.-None. UNT-Jackson,Evan 1-60; Whitter,Shane 1-43; Lewis,Kollin 1-0.

FUMBLES: Washington St.-Dugger,Julian 1-1; Harris, Ryan 1-0; Vorhees,Kirby 1-1. UNT-None.

SACKS (UA-A): Washington St.-Frاند,Caleb 1-0. UNT-Huddleston,Keviyen 2-0; Pierce,Joshua 1-0.

TACKLES (UA-A): Washington St.-Large,Tucker 5-1; Ellison,Jack 2-3; Durrance,Matthe 3-1; McKenna,Parker 2-2; Schilmgren,Sulli 1-3; Jones,Gage 1-2; Frاند,Caleb 1-2; Reeder,Cale 1-2; Barthiel,Gavin 1-2; Goodman,Duhrn 0-3; Peterson,Kyle 2-0; Humphrey,Colby 2-0; Ridley,Trey 2-0; Hilborn,Christi 2-0; Hughes,Michael 1-1; Peleti,Buddha 0-2; Stevenson,Raam 1-0; Peoples,Colton 1-0; Baloun,Max 1-0; Beatty,Ben 1-0; Lamb,Bryson 1-0; Colson,Jamori 1-0; Beatty,Kaden 0-1; Finau,Soni 0-1; Dalton,Darion 0-1; Davis,AJ 0-1. UNT-Whitter,Shane 5-3; Hammonds,Quinton 2-5; Armstead,Da'Vean 4-1; Jackson,Evan 3-1; Fields,Trey 2-2; Jones II,Will 2-2; Allen,Kenton 1-2; Burrell,S'Maje 0-3; Huddleston,Keviyen 2-0; Scott,Zhaiylen 1-1; Lewis,Kollin 1-1; Knox,Julian 1-1; Manning,Jaden 1-1; Williams,Jayden 1-1; Vailea II,Fatafehi 0-2; Allen Jr.,BJ 0-2; Day,Ethan 1-0; Pierce,Joshua 1-0; Wesloski,Ethan 1-0; Stewart,Tyrane 1-0; Outland Jr.,Richard 1-0; Clements,Saadiq 0-1; Reese,Brenden 0-1; Vargas Jr.,Rudy 0-1; Garza,Bryce 0-1.

UNT vs. ARMY

MICHIE STADIUM • WEST POINT, N.Y.
SEPT. 20, 2025 • ATTENDANCE: 28,446

POSTGAME NOTES

- Freshman running back Caleb Hawkins rushed for four touchdowns as the Mean Green captured a 45-38 overtime road win over the Army Black Knights on Saturday afternoon at Michie Stadium.
- Hawkins tied the single-game program record with his four-score rushing effort and became only the second UNT freshman to tally 24 points scored, joining Jamario Thomas (2004).
- In total, North Texas scored five rushing touchdowns with four from Hawkins and one from sophomore running back Makenzie McGill II. This marked the first time UNT has had four or more rushing touchdowns in back-to-back games since 2021.
- Redshirt freshman quarterback Drew Mestemaker finished 26-of-36 for 249 yards passing and a touchdown through the air.
- The Mean Green defense forced three turnovers with fumble recoveries from DL Keviyen Huddleston and DB Will Jones II along with one interception from CB De'Veawn Armstead.

SCORING SUMMARY

UNT	21	7	3	7	7	45
ARMY	7	7	7	17	0	38

1st 8:22	UNT	Hawkins, Caleb 4 yd run (Nguma, Kali kick)
3:21	UNT	McGill II, Makenzie 6 yd run (Nguma, Kali kick)
1:24	UNT	Hawkins, Caleb 7 yd run (Nguma, Kali kick)
1:14	ARM	Bartosh, Briggs 75 yd run (Jones, Dawson kick)
2nd 6:35	UNT	Young, Wyatt 6 yd pass from Mestemaker, Drew (Nguma, Kali kick)
0:37	ARM	Howard, Samari 17 yd pass from Coleman, Dewayne (Jones, Dawson kick)
3rd 11:07	ARM	Reed, Hayden 37 yd run (Jones, Dawson kick)
6:25	UNT	Nguma, Kali 23 yd field goal
4th 11:27	ARM	Coleman, Dewayne 5 yd run (Jones, Dawson kick)
9:03	UNT	Hawkins, Caleb 21 yd run (Nguma, Kali kick)
2:56	ARM	Anderson, Brady 66 yd pass from Coleman, Dewayne (Jones, Dawson kick)
0:09	ARM	Jones, Dawson 23 yd field goal
OT --	UNT	Hawkins, Caleb 3 yd run (Nguma, Kali kick)

STATISTICS

TEAM STATS	UNT	ARMY
FIRST DOWNS	25	25
RUSHES-YARDS (NET)	42-229	68-387
PASSING YDS (NET)	249	101
Passes Att-Comp-Int	36-26-0	14-6-1
TOTAL OFFENSE PLAYS-YARDS	78-478	82-488
Fumble Returns-Yards	1-20	0-0
Punt Returns-Yards	0-0	0-0
Kickoff Returns-Yards	4-39	0-0
Interception Returns-Yards	1-35	0-0
Punts (Number-Avg)	0-0-0	0-0-0
Fumbles-Lost	2-1	3-2
Penalties-Yards	7-50	1-15
Possession Time	27:59	32:01
Third-Down Conversions	7 of 12	8 of 16
Fourth-Down Conversions	1 of 3	3 of 5
Red-Zone Scores-Chances	6-6	3-4
Sacks By: Number-Yards	1-4	0-0

INDIVIDUAL STATISTICS

RUSHING: UNT-McGill II,Makenzie 19-101; Hawkins,Caleb 13-99; Mestemaker,Drew 4-20; Becks,Jayden 5-9; TEAM 1-0. Army West Point-Coleman,Dewayne 23-117; Reed,Hayden 19-113; Bartosh,Briggs 8-99; Short,Noah 6-25; Hellums,Cale 9-23; Smith,Carson 3-10.

PASSING: UNT-Mestemaker,Drew 26-36-0-249. Army West Point-Coleman,Dewayne 6-11-0-101; Hellums,Cale 0-2-1-0; TEAM 0-1-0-0.

RECEIVING: UNT-Coleman,Miles 8-74; Sides,Landon 6-68; Dornier,Cameron 3-42; Williams III,Tre 2-20; Young,Wyatt 2-19; Hawkins,Caleb 2-14; Evans,Simeon 2-7; Becks,Jayden 1-5. Army West Point-Howard,Samari 2-21; Reed,Hayden 2-4; Anderson,Brady 1-66; Short,Noah 1-10.

INTERCEPTIONS: UNT-Armstead,Da'Vean 1-35. Army West Point-None.

FUMBLES: UNT-Evans,Simeon 1-0; McGill II,Makenzie 1-1. Army West Point-Hellums,Cale 1-1; Short,Noah 1-1; Reed,Hayden 1-0.

SACKS (UA-A): UNT-Wesloski,Ethan 1-0. Army West Point-None.

TACKLES (UA-A): UNT-Smith-Young,Patrick 6-5; Wesloski,Ethan 6-5; Whitter,Shane 2-9; Vailea II,Fatafehi 2-8; Fields,Trey 3-4; Day,Ethan 1-6; Hammonds,Quinton 4-2; Washington,Terrell 2-3; Hayes,Briceon 1-4; Huddleston,Keviyen 3-1; Fisher,David 3-1; Clements,Saadiq 2-2; Jones II,Will 1-3; Outland Jr.,Richard 1-2; Scott,Zhaiylen 0-3. Army West Point-Larkin,Casey 5-2; Ford,Eric 5-2; Nnadozie,Stephe 4-2; Fortner,Kalib 4-2; Thomas,Andon 2-4; Williams,Jabril 5-0; Matteson,Collin 2-3; Weaver,Justin 4-0; Shields,Gavin 2-2; Gray,Deshontez 3-0; Stowers,Dillon 2-1; Tuioiti,Jacob 0-3; Latore,Jack 2-0; Mayes,Jaydan 0-2; Bousum,Jack 0-2; Seairight,Cole 0-2; Anderson,Brady 1-0; Britton,Anderso 1-0; Hellums,Cale 1-0; Gemma,Matt 0-1; Nixon,Noah 0-1; Walton,Elijah 0-1.