

# MEAN GREEN™

## 2025 UNT FOOTBALL GAME NOTES

UNT ATHLETIC COMMUNICATIONS: 1301 S. Bonnie Brae St. | Denton, TX 76207 | MEANGREENSPORTS.COM | @MEANGREENFB

### GAME 6



## RV/RV UNT (5-0, 1-0 American) VS. No. 24/RV SOUTH FLORIDA (4-1, 1-0 American)

Oct. 10, 2025 • 6:30 pm CT • TV: ESPN2 • Radio: Mean Green Sports Network  
Denton, Texas • DATCU Stadium (30,100)

### MEDIA INFORMATION

TV: **ESPN2**

Play-by-Play: Anish Shroff

Analyst: Andre Ware

Sideline: Paul Carcatera

Radio: Mean Green Sports Network | 1190 KFXR

AM | The Varsity Network | Sirius XM 380

Play-by-Play: Dave Barnett

Analyst: Hank Dickenson

Sideline: Nathan Tune

Scan for Live Stats:  
[Northtex.as/LiveStats](https://Northtex.as/LiveStats)



**UNT** 5-0, 1-0 American  
**Ranking** RV - AP, RV - Coaches  
**Last Game** Sept. 27, 2025  
Win vs. South Alabama, 36-22  
**Head Coach** Eric Morris (Texas Tech, '08)  
**Career Record** 40-32 (Seventh season)  
**UNT Record** 16-14 (Third season)  
**vs. USF** 0-0

**USF** 4-1, 1-0 American  
**Ranking** #24 - AP, RV - Coaches  
**Last Game** Oct. 3, 2025  
Win vs. Charlotte, 54-26  
**Head Coach** Alex Golesh (Ohio State, '06)  
**Career Record** 18-13 (Third season)  
**USA Record** 18-13 (Third season)  
**vs. UNT** 0-0

### UNT COACHING STAFF

#### ON THE FIELD

Eric Morris Head Coach  
Drew Svoboda Assoc. HC/TE/ST Coord  
Skyler Cassity Defensive Coordinator/DBs  
Patrick Cobbs Run Game Coord./Running Backs  
Sean Brophy Pass Game Coord./Quarterbacks  
Cody Crill Offensive Line  
Ike Eguae Defensive Tackles  
Greg Richmond Defensive Ends  
Julian Wilson Defensive Backs

#### IN THE BOOTH

Jordan Davis Offensive Coord./Wide Receivers  
Reggie Johnson Inside Linebackers  
Jordan Malone Nickels/Outside Linebackers

### UNT ATHLETICS COMMUNICATIONS

**DOUG WATERS** Primary Contact

936-240-6780 (cell) • [Doug.Waters@unt.edu](mailto:Doug.Waters@unt.edu)

**CHRIS ALFORD** Secondary Contact

903-951-8675 (cell) • [Chris.Alford@unt.edu](mailto:Chris.Alford@unt.edu)

### STORY LINES

- Coming off a 36-22 victory over South Alabama, UNT is now 5-0 for the first time since 1959 and heads into a Friday night American Conference matchup against No. 24 USF in a matchup with College Football Playoff implications.
- North Texas received votes in both the AP and Coaches poll top-25 for the third consecutive week.
- The Mean Green come into the contest balanced on offense and defense, ranking eighth in the country in scoring offense thanks in large part to 11 forced turnovers by the UNT defense. North Texas has a +1.6 average turnover margin, the best in the American and second in FBS.
- USF is ranked 24th in the AP poll, giving UNT a contest against a ranked conference opponent for the fifth consecutive year (2024-Army, 2023-Tulane, 2022-UTSA, 2021-UTSA). The Mean Green are 3-50 all-time against ranked opponents with the last ranked win coming over UTSA in 2021 but are 2-2 in Denton against teams in the top-25.
- Under first-year DC **Skyler Cassity**, the Mean Green defense is giving up just 316.2 total yards per game (3rd in American) and have a strong pass defense allowing 135.8 passing yards per game, good for eighth in FBS.
- Redshirt freshman QB **Drew Mestemaker** won the starting job in the offseason despite arriving at UNT as a walk-on who had not started a game at QB since ninth grade.
- Mestemaker leads the American with a 158.4 passing efficiency and ranks inside the top three among FBS freshman QBs in touchdown passes, passing efficiency, and completion percentage. He also joins Illinois' Luke Altmyer and UConn's Joe Fagnano as one of three QBs with 1,000+ passing yards and zero interceptions thrown.
- After finishing 2024 converting just 75% of red zone chances into scores, Morris' red zone offense has flipped the switch this season with 30 scores in 31 total chances (96.7%, 10th in FBS). Furthermore, North Texas has scored a touchdown on 25 red zone trips, trailing only Vanderbilt for the second-most in the country.
- Through five games, North Texas has already scored 66 points off turnovers. That is the most by a UNT team since 2018 and already the 10th-best mark since 2000. UNT has scored a touchdown off nine of its 11 forced turnovers.
- The offense has been balanced with 13 different players scoring a touchdown, tied for eighth in the nation. UNT had seven different players score a TD against Washington State, the most in program history.
- UNT recorded four rushing touchdowns vs. South Alabama after it totaled five vs. Army and four vs. Wazzu. This marks the first time the Mean Green have scored four or more rushing touchdowns in three consecutive weeks since 1959.
- The 2025 schedule features seven games at home for the first time in program history.
- The Mean Green join Pittsburgh as one of two teams in FBS with three LBs to each have 30+ tackles and an INT.
- UNT has scored 30+ points in its first five games of the year for the first time since 1951. North Texas has had a stretch of five or more 30+ point games in back-to-back seasons after having just three total in program history prior to Morris' arrival.

### 2025 SCHEDULE

	<b>Aug. 30 LAMAR vs. UNT</b>	<b>ESPN+</b>	<b>W, 51-0</b>
UNT pitches first shutout since 2003, starts the year 1-0 for second straight season			
	<b>Sept. 6 UNT at WESTERN MICHIGAN</b>	<b>ESPN+</b>	<b>W, 33-30 (OT)</b>
Mean Green rally from 14-point deficit to take down WMU on the road in overtime			
	<b>Sept. 13 WASHINGTON STATE vs. UNT</b>	<b>ESPNU</b>	<b>W, 59-10</b>
UNT defense forces five turnovers in the first half to help UNT rout Wazzu in first-ever meeting			
	<b>Sept. 20 UNT at ARMY</b>	<b>CBSN</b>	<b>W, 45-38 (OT)</b>
Defense forces three turnovers and Hawkins rushes for four TDs as UNT holds on for second OT win			
	<b>Sept. 27 SOUTH ALABAMA vs. UNT</b>	<b>ESPNU</b>	<b>W, 36-22</b>
Hawkins totals 218 yards of total offense and 3 TDs to move UNT to 5-0 for first time since 1959			
	<b>Oct. 10 SOUTH FLORIDA vs. UNT</b>	<b>ESPN2</b>	<b>6:30 PM</b>
Denton, Texas // DATCU Stadium (30,100) // USF leads 2-0			
	<b>Oct. 18 UTSA vs. UNT</b>	<b>TBA</b>	<b>TBA</b>
Denton, Texas // DATCU Stadium (30,100) // UTSA leads 8-5			
	<b>Oct. 24 UNT at CHARLOTTE</b>	<b>ESPN2</b>	<b>6 PM</b>
Charlotte, North Carolina // Jerry Richardson Stadium (15,300) // Charlotte leads 2-0			
	<b>Nov. 1 NAVY vs. UNT</b>	<b>TBA</b>	<b>TBA</b>
Denton, Texas // DATCU Stadium (30,100) // Navy leads 2-0			
	<b>Nov. 15 UNT at UAB</b>	<b>TBA</b>	<b>TBA</b>
Birmingham, Alabama // Protective Stadium (30,100) // UAB leads 6-2			
	<b>Nov. 22 UNT at RICE</b>	<b>TBA</b>	<b>TBA</b>
Houston, Texas // Rice Stadium (45,000) // UNT leads 8-5			
	<b>Nov. 29 TEMPLE vs. UNT</b>	<b>TBA</b>	<b>TBA</b>
Denton, Texas // DATCU Stadium (30,100) // UNT leads 2-0			



**ERIC MORRIS**  
HEAD COACH, THIRD SEASON

## THE MORRIS FILE

### PERSONAL

Born: Oct. 26, 1985

Family: Wife: Maggie; Children: Jack and George

### EDUCATION

Texas Tech, 2008 (Communication Studies)

### COACHING EXPERIENCE

2010	Houston, Quality Control
2011	Houston, Graduate Assistant
2012	Washington State, Inside Wide Receivers
2013	Texas Tech, Co-OC/Inside Wide Receivers
2014	Texas Tech, OC/Wide Receivers
2015-17	Texas Tech, OC/Inside Wide Receivers
2018-21	Incarnate Word, Head Coach
2022	Washington State, OC/Quarterbacks
2023-	UNT, Head Coach

### POSTSEASON EXPERIENCE

2005	Cotton Bowl (player, Texas Tech)
2006	Insight Bowl (player, Texas Tech)
2007	Gator Bowl (player, Texas Tech)
2008	Cotton Bowl (player, Texas Tech)
2012	Ticket City Bowl (coach, Houston)
2013	Holiday Bowl (coach, Texas Tech)
2015	Texas Bowl (coach, Texas Tech)
2017	Birmingham Bowl (coach, Texas Tech)
2018	FCS Playoffs (coach, Incarnate Word)
2021	FCS Playoffs (coach, Incarnate Word)
2022	LA Bowl (coach, Washington State)*
2024	First Responder Bowl (coach, UNT)

### THE MORRIS WORKSHEET

YEAR	SCHOOL	OVERALL RECORD	CONFERENCE RECORD, FINISH
2018	UIW	6-5	6-2, t-1st
2019	UIW	5-7	4-5, t-7th
2021(S)	UIW	3-3	3-3, t-3rd
2021	UIW	10-3	7-1, 1st
2023	UNT	5-7	3-5, t-8th
2024	UNT	6-7	3-5, t-9th
2025	UNT	5-0	1-0
AT UNT	3 seasons	16-14	7-10
TOTAL	7 seasons	40-32	27-21

## MEAN GREEN IN THE NFL

NAME	POS.	TEAM
Jeff Wilson Jr.	RB	Miami Dolphins



## MORE QUICK HITTERS

- Prior to the season, HC Eric Morris named OL **Gabe Blair**, DL **Fatafehi Vailea II** and P **Sawyer Evans** team captains for the 2025 season.
- The shutout in the opener vs. Lamar was the first shutout for UNT since Oct. 30, 2003 vs. Troy (21-0), first shutout in a season opener since Sept. 1, 1994 vs. ACU (48-0) and most lopsided shutout since Oct. 1, 1988 vs. E. Washington (51-0).
- The win over Army in OT was the second OT win for UNT this season. It is the first time in program history the Mean Green have won multiple overtime games in the same season.
- Of the 30 games in the Morris era, 13 have seen UNT rack up 500+ yards of total offense.
- In the win over WMU, UNT came from behind for their first win after trailing by 14+ points at any time in the 2nd half since Oct. 16, 2012 vs. Louisiana. It was the first time in program history UNT won a game despite not leading at any point during regulation.
- In the 17 American games in the Morris era, 11 have been decided by one score. UNT is 5-6 in those contests.
- UNT had four players with double digit tackles in the win over Army for the first time since a win at Rice Oct. 20, 2021.
- For the second straight season, UNT was met with a large roster turnover with 68 new players on the roster in 2025, the fourth-most in FBS.
- In addition, the portal class of 51 players is the second largest in FBS. Despite this, UNT came into 2025 with 465 career NCAA games started on its roster, the most in the Morris era (2023 - 396, 2024 - 388).

## SOUTH FLORIDA SERIES HISTORY

- Saturday's matchup between UNT and South Florida will be the third meeting between the two programs.
- The Bulls won each of the first two contests in 2001 and 2002 in a home-and-home series. USF won 28-10 in Tampa in '01 and 24-17 over the Mean Green in Denton in '02. USF Hall of Famer Marquel Blackwell accumulated over 500 yards of total offense to lead the Bulls to the two victories.
- It will also be the first time the North Texas and USF will face off in an American Conference contest.

## COMPLEMENTARY FOOTBALL

- North Texas' 5-0 start can largely be attributed to playing complementary football. The Mean Green rank eighth in the country in scoring offense thanks in large part to 11 forced turnovers by the UNT defense.
- The complementary football is most evident in the turnover battle. North Texas' average turnover margin of +1.6 is good for second in the country while 11 turnovers forced ranks seventh.
- Of the 11 turnovers forced, the Mean Green have converted 10 into points and nine into TD, including off each of the last seven turnovers forced. On the flipside, the UNT offense has turned the ball over just three times and it has led to just three points for the opposition.
- Of the 11 forced turnovers, 10 different players have been involved (either INT, FF or FR)
- UNT has scored 66 total points scored off turnovers, already surpassing every Mean Green season since 2018. The average 13.2 points off turnovers per game which would shatter the school record set in 2011 (9.25 PPG).
- UNT forced five turnovers in the first half against Wazzu and converted four of those turnovers into touchdowns. It was the first time since Oct. 22, 2016 vs. Army that North Texas forced five or more turnovers in a half.
- Redshirt freshman QB **Drew Mestemaker** has not turned the ball over through five games. According to Pro Football Focus, Mestemaker has only made one "turnover worthy" play this season.

## PARTY LIKE IT'S 1959

- North Texas has posted a 5-0 record for the first time since the 1959 season.
- In that season, the Mean Green finished the year 9-2 and won the Missouri Valley Conference title to earn a berth in the Sun Bowl, the third bowl in program history.
- The 1959 season was highlighted by All-American RB Abner Haynes who finished that season seventh in the nation in rushing and fifth in scoring.
- Haynes, who is best known for joining Leon King as one of the first two African-American players to play football collegiately in the state of Texas, would go on to be one of the best players in AFL history and later have his number retired by both UNT and the Kansas City Chiefs.
- To demonstrate how long it has been since UNT has been 5-0, below is a list of other things that were happening in the world in 1959:
  - Mattel invented and introduced the "Barbie" doll to the general public
  - Hawai'i and Alaska officially became the 49th and 50th states
  - Dwight D. Eisenhower was in his seventh of his eight total years as President of the United States
  - Disney released the movie "Sleeping Beauty"
  - Fidel Castro came into power in Cuba
  - An airplane crash killed Buddy Holly, J.P. Richardson (The Big Bopper), Ritchie Valens and their pilot, now remembered as "The Day The Music Died"
  - The USSR launches Luna 2 and accomplishes its mission of creating the first spacecraft to reach the surface of the Moon, intensifying the "Space Race".



STRONG START ON DEFENSE

- The UNT defense under first-year defensive coordinator **Skyler Cassity** has been strong in the first four games of the 2025 season, especially at DATCU Stadium
- Teams have had trouble finding the end zone against the Mean Green with UNT giving up 20.0 points per game to rank 42nd in FBS and fourth in the American. In home games, that number is down to just 10.7 points allowed per game, good for 19th in the nation and first in the league.
- After allowing 460.5 yards per game in 2024, UNT is giving up 316.2 yards per game this year (3rd in American). That 144.3 yard improvement trails only Texas Tech (215.8), Arizona (168.2) and San Diego State (160.5) as the fourth-best defensive upgrade from 2024 to 2025 in FBS.

UNT DEFENSIVE RANKS		
CATEGORY	2024	2025
Scoring Defense	118th	42nd
Total Defense	127th	39th
Pass Defense	121st	8th
Turnovers Forced	77th	7th

5-0 STARTS

- UNT heads into Friday's contest against USF with a 5-0 start for just the fourth time in program history. The Mean Green started 5-0 in 1959, 1951 and 1920. Of note, in 1977 the Mean Green began the season with a 5-0 record due to a retroactively forfeited win in the first game of the season against Mississippi State. UNT originally lost the contest 17-15.
- A 5-0 start has signaled a hugely successful season for the Mean Green as UNT won the Missouri Valley Conference in 1959, won the Gulf Coast Conference in 1951 and finished 7-1 in 1920.
- In the first four seasons of starting 5-0, the Mean Green finished a combined 24-7.
- With a win over USF, North Texas would move to 6-0 for just the second time in program history (1959).

RANKED OPPONENTS IN DENTON

- South Florida cracked the latest AP Poll at No. 24 this week and will become the fifth program to take on North Texas in Denton in history.
- Of the first four games for UNT against a ranked opponent in Denton, UNT holds a 2-2 record with wins over No. 15 UTSA in 2021 and No. 20 San Diego State in 1974.
- Outside of Denton, North Texas is 1-48 against AP ranked opponents with the lone win coming in a forfeit vs. Mississippi State (1977).
- The Mean Green have now played an AP ranked opponent for five consecutive seasons, the longest such stretch since going 10 consecutive seasons from 2000-09.

AP RANKED OPPONENTS VS. UNT IN DENTON

DATE	OPP RK	OPPONENT	VENUE	FINAL SCORE
11/2/1974	No. 20	San Diego State	Fouts Field	W, 14-9
11/20/1982	No. 20	Tulsa	Fouts Field	L, 38-20
11/27/2021	No. 15	UTSA	DATCU Stadium	W, 45-23
11/10/2024	No. 16	Army	DATCU Stadium	L, 14-3

MESTE(PLAY)MAKER

- Redshirt freshman QB **Drew Mestemaker** has had a stellar start in his first full season as a starter completing 106 of 156 passes for 1,247 yards and 11 touchdowns without an interception.
- According to Pro Football Focus, Mestemaker's 90.0 passing grade for 2025 rates as the fourth-highest among all FBS quarterbacks.
- Mestemaker leads the American passing efficiency (158.4, 29th FBS) and ranks second in TDs (11, 22nd FBS) and points responsible for (66, 23rd FBS) and fourth in completion percentage (67.9, 31st FBS).
- Mestemaker joins Illinois' Luke Altmeyer and UConn's Joe Fagnano as one of three QBs with 1,000+ passing yards and zero interceptions thrown.
- Among FBS freshman, Mestemaker ranks inside the top five touchdown passes (t-1st), passing efficiency (3rd), passing yards (5th) and completion percentage (2nd).

FROM ZERO TO HERO

- A former walk-on zero-star recruit, **Drew Mestemaker** served as the backup quarterback and played safety while also punting throughout his high school career at Vandegrift HS. Prior to coming to UNT, he had not started a game at QB since his freshman year in HS on the B-team in 2020.
- Through his final three years at Vandegrift, the walk-on QB served as the backup to now-Louisville QB Duece Adams in 2023 and Baylor baseball catcher Brayden Buchanan in 2022 and 2021.
- Despite the lack of recruiting pedigree, Mestemaker won the backup QB job and earned his first career start in the SERVPRO First Responder Bowl last season.
- He put in a stellar performance in the bowl game that saw him rack up 448 yards of total offense, tied for the most of any player in the 2024-25 bowl cycle. He finished 26 of 41 for 393 yards and two touchdowns while rushing nine times for 55 yards, including a 70-yard TD run.
- Mestemaker's 393 passing yards were the second-most by a QB in his starting debut since 2000 in program history while his 55 rushing yards was the fourth-most in that span.

2025 SEASON HONORS

CB DA'VEAWN ARMSTEAD

Preseason 2nd Team All-American Conference (Athlon, Phil Steele)

OL GABE BLAIR

Preseason 1st Team All-American Conference (Athlon)  
Preseason 2nd Team All-American Conference (Phil Steele)  
CSC Comeback POTY Award Watch List  
Preseason Earl Campbell Tyler Rose Award Watch List

QB COACH SEAN BROPHY

Dave Campbell's Texas Football 40 Under 40

WR MILES COLEMAN

Preseason 2nd Team All-American Conference (Athlon)  
Preseason 3rd Team All-American Conference (Phil Steele)

OL JOHNNY DICKSON III

PFF Group of Five Team of the Week (9/29)

P SAWYER EVANS

Preseason 3rd Team All-American Conference (Phil Steele)  
Preseason 4th Team All-American Conference (Athlon)

WR SIMEON EVANS

Preseason 3rd Team All-American Conference (Phil Steele)  
Preseason 4th Team All-American Conference (Athlon)

LB TREY FIELDS

Preseason 1st Team All-American Conference (CFN)  
Preseason 3rd Team All-American Conference (Athlon)  
Preseason 4th Team All-American Conference (Phil Steele)

CB DAVID FISHER

Preseason 1st Team All-American Conference (Athlon, CFN, Lindy's, Sports Info)  
DCTF Preseason 2nd Team All-Texas  
Preseason 3rd Team All-American Conference (Phil Steele)  
Preseason Jim Thorpe Award Watch List

S QUINTON HAMMONDS

Preseason 4th Team All-American Conference (Athlon)

DE BRICEON HAYES

Preseason 2nd Team All-American Conference (Athlon)  
Preseason 3rd Team All-American Conference (Phil Steele)  
Shrine Bowl 1,000 Watchlist



## 2025 SEASON HONORS

### RB CALEB HAWKINS

American Conference Offensive POTW (9/22)  
247Sports True Freshman of the Week (9/22)  
American Conference Offensive POTW HM (9/29)  
Earl Campbell Tyler Rose Award HM (9/29)  
Shaun Alexander Freshman of the Year Watch List

### S EVAN JACKSON

Preseason 2nd Team All-AAC (CFN)  
Preseason 3rd Team All-AAC (Athlon)

### S WILL JONES II

Preseason 1st Team All-American Conference  
(Phil Steele)  
Jason Witten Man of the Year Watch List

### RB MAKENZIE MCGILL II

Preseason 3rd Team All-American Conference  
(Athlon)  
Preseason Doak Walker Award Watch List  
American Conference POTW Honor Roll (9/8)

### QB DREW MESTEMAKER

Earl Campbell Tyler Rose Award HM (9/3)  
Earl Campbell Tyler Rose Award HM (9/15)  
Shaun Alexander Freshman of the Year Watch List

### OL BRAYDON NELSON

Preseason 1st Team All-American Conference  
(Lindy's)  
Preseason 3rd Team All-American Conference  
(Athlon)

### OL JIMTO OBIDEGWU

Preseason 4th Team All-American Conference  
(Phil Steele)

### WR LANDON SIDES

Allstate AFCA Good Works Team

### WR BARON TIPTON

The Athletic's 2025 Freak List (No. 93)

### DL FATAFEHI VAILEA II

Preseason 1st Team All-American Conference  
(Phil Steele)  
Preseason 3rd Team All-American Conference  
(Athlon)  
Polynesian POTY Award Watch List

### LB ETHAN WESLOSKI

Preseason 4th Team All-American Conference  
(Athlon)  
PFF Group of Five Team of the Week (9/1)

### LB SHANE WHITTER

American Conference DPOW (9/15)  
PFF National Team of the Week (9/14)

### TE TRE WILLIAMS III

Preseason 3rd Team All-American Conference  
(Phil Steele)  
The Athletic's 2025 Freak List (No. 77)

## THE HAWK HAS LANDED

- Freshman RB **Caleb Hawkins** broke out in a big way in each of the last two wins over Army and South Alabama. In those two contests, Hawkins has rushed 29 times for 239 yards and six touchdowns while also catching four passes for 92 yards and a receiving TD.
- This season, Hawkins is averaging 8.7 yards per touch, the third-most among all FBS running backs.
- The seven total TDs scored by Hawkins since Sept. 20 are the most of any FBS player in that span. Against Army, Hawkins rushed 13 times for 99 yards and four TDs. He joined Lance Dunbar, Jamario Thomas, Patrick Cobbs and Scott Davis as just the fifth player in program history to rush for four TDs in a game. Of that list, only Hawkins and Thomas (2004) are freshmen.
- The freshman from Shawnee, Oklahoma, the one-upped his performance against USA with 16 carries for 140 yards and two scores while also catching two passes for 78 yards and a score.
- Hawkins earned American Offensive Player of the Week honors for his efforts vs. the Black Knights.

## DEFENSIVE NUGGETS

- Down the stretch against Western Michigan, the Mean Green defense stood up strong. After falling behind 27-17 with 14:13 left in the fourth, North Texas allowed a total of just four yards over WMU's final four drives of the game including the overtime period.
- Against WMU and Army, the UNT defense allowed nine yards and three total points combined in OT.
- North Texas shutout an opponent for the first time in nearly 22 years in the season opener. The Mean Green blanked Lamar 51-0 for the first shutout since routing Troy 21-0 on Oct. 30, 2003.
- It was UNT's first shutout of an opponent in a season opener since a 48-0 win over ACU on Sept. 1, 1994 and the largest margin of victory in a shutout since taking down Eastern Washington 51-0 on Oct. 1, 1988.
- The Mean Green held Lamar to just 119 total yards, the fewest allowed since giving up 95 vs. ACU on Sept. 5, 1992. In addition, the 31 yards rushing yards allowed was the seventh-fewest allowed since 2000.

## OFFENSIVE MASTERMIND

- UNT head coach **Eric Morris** is one of the top offensive minds in the country, proven by a stellar track record over 12 seasons as an offensive coordinator and head coach.
- In each of his first two seasons at the helm, North Texas offense has ranked inside the top six in total offense (2023-6th, 2024-3rd), inside the top 12 in passing (2023-12th, 2024-4th) and inside the top 23 in scoring (2023-21st, 2024-23rd).
- Since becoming the offensive coordinator at Texas Tech in 2013 Morris has led an offense that finished inside the top 25 (FBS or FCS) in scoring nine times in 12 years.
- In addition, Morris has led offenses that finished in the top-10 in total offense nine times, including the top FBS offense (Texas Tech) in 2016 and the top FCS offense (UIW) in the nation in 2020.
- Morris-led offenses have been dominant through the air as eight of Morris' first 12 years as an OC or HC have resulted in a top-five passing offense in the country.
- In Morris' 29 games as head coach at North Texas, the offense has eclipsed 500 yards on 13 occasions, including six times in 2024, the second-most of any head coach in UNT history (Seth Littrell, 23 in 88 games).
- For perspective, North Texas had just 20 games with 500+ yards of total offense in the five seasons prior to Morris' arrival. UNT is 9-4 when surpassing 500 yards of offense under Morris.

MORRIS OFFENSIVE TEAM RANKINGS (OC & HC)									
YEAR	TEAM	SCORE	TOTAL	PASS	YEAR	TEAM	SCORE	TOTAL	PASS
2013	TTU (OC)	24th	8th	2nd	2020	UIW (HC)*	3rd	1st	3rd
2014	TTU (OC)	55th	10th	5th	2021	UIW (HC)*	4th	6th	5th
2015	TTU (OC)	2nd	2nd	2nd	2022	WSU (OC)*	79th	93rd	44th
2016	TTU (OC)	5th	1st	1st	2023	UNT (HC)	21st	6th	12th
2017	TTU (OC)	23rd	16th	9th	2024	UNT (HC)	23rd	3rd	4th
2018	UIW (HC)*	25th	9th	4th	2025	UNT (HC)	8th	46th	47th
2019	UIW (HC)*	42nd	33rd	19th					

## GET IN THE ZONE

- After finishing 2024 converting just 75 percent of red zone chances into scores (119th in FBS), the red zone offense has flipped the switch this season with 30 scores in 31 total chances (96.7%, 10th in FBS). The Mean Green are the only team in the country with 30 or more red zone scores this season.
- Furthermore, North Texas has scored a touchdown on 25 of 31 red zone trips, the second-most in FBS.
- UNT's 96.3 percent score rate is the best among teams who have been inside the red zone 26+ times.
- The North Texas defense has set the offense up for success as well. Of the 11 turnovers forced, seven resulted in a starting field position inside the red zone. All seven results in touchdowns.
- Against Washington State, UNT finished a perfect 9-for-9 in the redzone including eight red zone TDs.



LINEBACKER CORE

- The Mean Green linebacker room is one of the best in The American with the return of senior **Shane Whitter** and junior **Ethan Wesloski** along with the addition of senior transfer **Trey Fields**.
- Per Pro Football Focus, UNT has three of the top 20 rated linebackers in FBS. Wesloski (90.3) has the third-highest grade, Whitter (84.0) ranks 10th and Fields sits 19th (80.3). No other program has more than two inside the top-20.
- Whitter leads the way with 48 tackles, Fields has 40 and Wesloski has 31. UNT is one of just six FBS teams with three linebackers who have 30+ tackles this season.
- A transfer from Oklahoma, Whitter leads the team and ranks second in The American in tackles. Whitter has had 10+ tackles in three of the last four games.
- Wesloski has been stellar with 31 tackles and a team-high 6.0 tackles for loss (t-4th in the American).
- Fields, meanwhile, ranks seventh in the American with 40 tackles. Per PFF, Fields' 90.7 tackle grade is the best in the nation.

DOMINANT AT THE DAT

- North Texas has been dominant in its three games at DATCU Stadium this season taking down Washington State 59-10, shutting out Lamar 51-0 and knocking off South Alabama 36-22.
- The 51 and 49-point wins over Wazzu were the third and fourth-largest margins of victory for UNT in the FBS era (since 1995) trailing only a 74-point win vs. Nicholls (2014) and a 52-point win vs. Middle Tennessee (2011).
- UNT is averaging 48.7 points per game while giving up just 10.7, outscoring opponents 146-32. The +38.0 average scoring margin in home games is the fifth-best mark in the nation.
- North Texas forced five turnovers in the first half against the Cougars. It was the first time UNT forced 5+ turnovers in a half since October 22, 2016 vs. Army and the most forced turnovers in a game since Sept. 15, 2018 when they knocked off Arkansas.

SPREAD THE WEALTH

- North Texas has a plethora of options in the passing game this season with 17 different players recording at least once catch, tied for the 10th-most in FBS.
- Seven different players have 100+ receiving yards on the year for the Mean Green, tied with Hawai'i, NC State and Western Kentucky for the most in the country.
- Sophomore **Miles Coleman** leads the Mean Green in catches and yards with 23 for 219. While he has not found the end zone receiving this season, Coleman added a rushing touchdown in the win over S. Alabama.
- WRs **Wyatt Young** and **Cameron Dorner** have also both topped the 200-yard mark. Young leads the way with three receiving scores while Dorner has two.
- TE **Tre Williams III** has been stellar at the tight end position as well with nine catches for 105 yards and two touchdowns.
- The Mean Green have had eight or more players catch at least one pass in 28 of the 29 games of the Morris era and in 21 straight games, including a program record 15 different pass catchers vs. Wazzu.
- The offense has been balanced overall as well with 13 different players scoring a touchdown, tied for the eighth-most in the nation.
- UNT had seven different players score a touchdown against Washington St., the most in program history.

ALL HE DOES IS SCORE TOUCHDOWNS

- Sophomore RB **Makenzie McGill II** has proven to have a nose for the endzone as he is up to 14 rushing touchdowns in his career through 18 games played.
- McGill II scored a rushing touchdown in seven consecutive games starting with the final three games of 2024 and through the first four of 2025.
- McGill, who logged 100+ rushing yards in road wins over WMU and Army, is the only returning running back in the American who logged double-digit rushing TDs in 2024.
- The sophomore has scored a rushing TD in four of the first five games of 2025, including the game-winner in OT against WMU. McGill's 14 scores in the last two years are the most among non-P4 RBs in that span.
- McGill is one of only 11 RBs who had 10+ rushing TDs to return to the team he played for in 2024 along with Notre Dame's Jeremiah Love, Penn State's Nick Singleton and Texas A&M's Le'Veon Moss among others. He joins San Jose State's Floyd Chalk IV as one of only two non-power 4 RBs to stake that claim.

UNT RECORD BREAKDOWN

Current Streak	W5
Current Home Streak	W3
Current Away Streak	W3
Last Win	36-22, vs. South Alabama (9/27/25)
Last Home Win	36-22, vs. USA (9/27/25)
Last Away Win	45-38, at Army (9/20/25)
Last Loss	30-28, vs. Texas State (1/3/25)
Last Home Loss	40-28, vs. ECU (11/23/24)
Last Away Loss	48-27, at UTSA (11/15/24)

MORRIS BY THE NUMBERS

	2025	Under Morris
Home	3-0	9-6
Road	2-0	7-7
Neutral	0-0	0-1
Day Games	4-0	7-5
Night Games	1-0	3-2
vs. AP Ranked Opponents	0-0	0-2
August	1-0	2-0
September	4-0	9-3
October	0-0	2-5
November	0-0	3-5
December	0-0	0-0
January	0-0	0-1
One-Score Games	2-0	7-8
Score < 20 Points	0-0	0-1
Score 20+ Points	5-0	16-13
Score 30+ Points	5-0	15-4
Score 40+ Points	3-0	11-2
Opponent Scores < 20 Points	2-0	5-1
Opponent Scores 20+ Points	3-0	11-13
Opponent Scores 30+ Points	2-0	7-12
Opponent Scores 40+ Points	0-0	1-9
Leading at the Half	4-0	12-2
Trailing at the Half	1-0	4-12
Tied at the Half	0-0	0-0
Leading After 3 Quarters	4-0	13-0
Trailing After 3 Quarters	1-0	3-14
Tied After 3 Quarters	0-0	0-0
Scoring First	3-0	8-4
Opponent Scores First	2-0	8-10
Running More Plays Than Opponent	1-0	8-8
Opponent Runs More Plays	3-0	7-6
Same Number of Plays	1-0	1-0
Committing More Turnovers	0-0	3-10
Winning Turnover Margin	3-0	7-2
Turnovers Are Even	2-0	6-2
Committing At Least Two Turnovers	0-0	2-11
Winning Time of Possession	1-0	7-2
Opponent Wins Time of Possession	4-0	9-12
Running 70 or More Offensive Plays	2-0	12-7
Running < 70 Offensive Plays	3-0	4-7
Rushing For 150 Yards or More	4-0	13-7
Rushing For Less Than 150 Yards	1-0	3-7
Rushing For 200 Yards or More	1-0	8-4
Passing For 200 Yards or More	4-0	15-13
Passing For Less Than 200 Yards	0-0	0-1
Passing % Is Over 55%	3-0	13-12
Passing % Is Less Than 55%	2-0	3-2
3rd Down Conversions is > 40%	4-0	9-5
3rd Down Conversion is < 40%	1-0	7-9
Third Down Conversion is 40%	0-0	0-0
More Total Yards Than Opponent	4-0	13-5
Opponent Gains More Total Yards	1-0	3-9

UNT UNIFORM TRACKER

In partnership with Nike, the UNT football program will unveil a large number of uniform combinations throughout the 2025 season.

Date	Opponent	Helmet	Jersey	Pants	Date	Opponent	Helmet	Jersey	Pants
8/30	Lamar	White	Green	Green	10/18	UTSA			
9/6	WMU	Green	Green	Green	10/24	Charlotte			
9/13	Wazzu	White	Green	Green	11/1	Navy			
9/20	Army	Green	White	Green	11/15	UAB			
9/27	USA	White	Green	Green	11/22	Rice			
10/10	USF				11/29	Temple			

**RANKING COMPARISON**

	UNT		USF	
Category	Value	RK	Value	RK
Total Offense .....	437.0	38	446.0	33
Rush Offense.....	180.4	46	188.8	41
Pass Offense .....	256.6	47	257.2	46
Team Pass Eff. ....	156.49	31	146.21	54
Scoring Offense.....	44.8	8	36.2	34
Total Defense.....	316.2	39	378.6	84
Rush Defense.....	180.4	114	132.0	58
Pass Defense .....	135.8	8	246.6	101
Team Pass Eff. D .....	100.19	9	126.74	59
Scoring Defense .....	20.0	42	22.4	59
Turnover Margin .....	1.60	2	0.80	25
3rd Down Conv Pct.....	48.3	27	42.7	52
4th Down Conv Pct.....	55.6	68	55.6	68
3rd Down Conv Pct D .....	43.8	106	40.0	80
4th Down Conv Pct D .....	61.5	93	44.4	44
Red Zone Offense .....	96.8	10	93.3	29
Red Zone Defense .....	91.7	107	75.0	19
Net Punting.....	40.9	50	39.1	83
Punt Return Avg .....	6.3	101	14.0	19
Kickoff Return Avg .....	17.5	101	20.8	62
First Downs Offense .....	122	32	106	77
First Downs Defense .....	87	32	107	83
Fewest Penalties/Game .....	5.60	49	6.60	77
Fewest Pen. Yds/Game.....	47.4	44	57.2	78
Time of Possession .....	28:11	106	24:25	134

**JUST LIKE HE DREW IT UP**

- Among the 136 FBS schools, Mestemaker was one of only 11 starting quarterbacks from the 2024 recruiting class won the starting QB job for the season opener in 2025.
- Of those 11 starters, eight were ranked inside the top 25 QBs in the class by 247.
- In addition, Mestemaker is the only one of that group to not be ranked by any of the major services and the only former walk on to earn the starting job.

**FBS QBs TO WIN STARTING JOBS IN 2025 FROM 2024 RECRUITING CLASS**

PLAYER	TEAM	247 QB RANKING	2025 STATS
DJ Lagway	Florida (2-3)	#1 (5-Star)	104-151, 988 Yds, 12 TD, 9 INT
Dylan Raiola	Nebraska (4-1)	#2 (5-Star)	118-159, 1,331 Yds, 12 TD, 2 INT
Julian Sayin	Ohio State (5-0)	#3 (5-Star)	101-126, 1,313 Yds, 13 TD, 3 INT
CJ Carr	Notre Dame (3-2)	#6 (4-Star)	86-127, 1,280 Yds, 11 TD, 2 INT
Hauss Hejny*	Oklahoma State (1-4)	#12 (4-Star)	5-10, 96 Yds, 1 TD, 0 INT
Demond Williams Jr.	Washington (4-1)	#19 (4-Star)	96-131, 1,226 Yds, 8 TD, 1 INT
Drake Lindsey	Minnesota (3-2)	#23 (3-Star)	92-143, 1,052 Yds, 7 TD, 2 INT
CJ Bailey	NC State (3-2)	#24 (3-Star)	138-185, 1,660 Yds, 13 TD, 4 INT
Brad Jackson	Texas State (3-2)	#106 (3-Star)	86-128, 1,094 Yds, 7 TD, 1 INT
Micah Alejado	Hawai'i (4-2)	#126 (3-Star)	108-164, 1,043 Yds, 6 TD, 4 INT
<b>Drew Mestemaker</b>	<b>North Texas (5-0)</b>	<b>NR (NR)</b>	<b>106-156, 1,247 Yds, 11 TD, 0 INT</b>

**MESTIE'S BESTIE**

- Starting QB **Drew Mestemaker** and WR **Miles Coleman** have had a connection going back to their respective youth leagues when they played together in Austin, Texas.
- The duo continued the friendship on and off the field into high school where they played together at Vandegrift HS in Northwest Austin, Texas. Their senior year in 2023, the Vipers went 10-0 in the regular season and won the 6A District 25 title.
- Now together on the field again, Coleman and Mestemaker have continued that connection. In six games with Mestemaker as starting QB, they have combined for 29 completions for 323 yards and a TD.

**NARROW MARGINS IN THE AMERICAN**

- UNT has become synonymous with close games during American play in their first two years in the league.
- In the first 17 conference games in the American for the Mean Green, 11 of those contests have been decided by one score. UNT is now 5-6 in those games after knocking off Army 45-38 in the conference opener. The Mean Green went 2-2 in one-score games in 2024 after finishing 2-4 in 2023.
- The 2023 schedule, Morris' first season at UNT, was littered with close matchups as it finished with eight games decided by one score or less, matching a program record for one-score games set in 1937.
- In total, the Mean Green have played 15 one-score games in less than three years under Coach Morris. UNT is 7-8 in those contests, but a perfect 2-0 this season.

**KICKIN' IT WITH KALI**

- Sophomore K **Kali Nguma** has had a strong start to his UNT career kicking for the Mean Green.
- Last season, Nguma went 11 for 16 in field goals with a long of 46 yards and matched a school record by going a perfect 55 for 55 in extra points. He has hit five of his six FG attempts this season, including a 25-yarder that tied the game with less than two minutes left against WMU to send the contest to OT.
- Nguma has started a perfect 27-for-27 in XPs this season to push his career total to 82, good for sixth-most in program history.
- In the extra point category, UNT kickers have still not missed a PAT in two seasons under Eric Morris.

Kickers have combined to connect on 130 consecutive PATs dating back to Oct. 29, 2022 against WKU.

**CAREER PAT KICKS MADE LEADERS**

PLAYER	SEASONS	XPA	XPM
1. Ethan Mooney	2018-22	177	175
2. Trevor Moore	2014-17	154	154
3. Nick Bazaldua	2002-05	126	116
4. Keith Chapman	1986-89	91	89
5. Zach Olen	2010-13	89	83
6. <b>Kali Nguma</b>	<b>2024-Pres.</b>	<b>82</b>	<b>82</b>

**MAKING NOISE IN THE HUDDLE(STON)**

- Sophomore transfer DL **Keviyon Huddleston** has started his UNT career in a big way with 2.5 sacks, 4.0 TFLs and a fumble recovery in five games in a Mean Green uniform.
- A transfer from TCU, nearly half of Huddleston's nine tackles on the year have gone for losses while his 2.5 sacks is tied for 12th in the American.
- Huddleston had back-to-back elite performances against Wazzu and Army, with an uptick in playing time resulting in six tackles, 3.0 TFLs, 2.0 sacks and a fumble recovery.



BIG MEN UP FRONT

- After starting 10 different offensive line combinations in 13 games a season ago, North Texas has solidified the OL in 2025 with **Braydon Nelson**, **Tay Yanta**, **Johnny Dickson III**, and **Gabe Blair** all having played 300+ snaps through five games.
- Per PFF, UNT has three of the top-eight rated offensive linemen in The American in Blair (6th, 77.0), Nelson (7th, 74.9) and Dickson III (8th, 73.2).
- Blair is the leader up front. After missing the 2024 season due to injury, Blair is back to his strong play with the fifth-best OL passing blocking grade in the American according to PFF. The 2023 Second Team All-American Conference selection has started 41 straight games on the offensive line in his career.
- At tackle, Nelson leads the way after a stellar freshman campaign that landed him on the PFF All-True Freshman team in 2024. Through five games, Nelson's has allowed just four total pressures.
- Yanta and Dickson, meanwhile, have been steady leaders in the interior with 255 total snaps apiece this season, all at C and RG, respectively.
- Also starting on the OL is Kent State transfer **Jimto Obidegwu** at RT who has been stellar while fighting through injury. On his 167 snaps, Obidegwu has a 81.1 passing offensive PFF grade and has now allowed a sack this season.

QUARTERBACK WHISPERER

- UNT head coach Eric Morris has had a knack for finding under-the-radar talent at the quarterback position and turning them into elite players at their position.
- In his time coaching, Morris has had the opportunity to recruit and mentor future NFL quarterbacks **Case Keenum** (Houston, 2010-11), **Baker Mayfield** (Texas Tech, 2013), **Davis Webb** (Texas Tech, 2013-15), **Patrick Mahomes** (Texas Tech, 2014-16) and **Cam Ward** (UIW, 2020-21)
- Of the top quarterbacks listed above, none of them were ranked higher than a three star as a recruit by any of the major services, highlighted by providing the only collegiate offer to Heisman finalist and future 2025 NFL No. 1 overall pick Cam Ward.
- Also of note, when Morris was the offensive coordinator at Washington State he extended the only P4 offer to now Oklahoma QB and Heisman Trophy candidate John Mateer out of High School.

NFL QUARTERBACKS RECRUITED/COACHED BY ERIC MORRIS

QUARTERBACK	HS RECRUITING RANKING	NFL DRAFT	CURRENT NFL TEAM
Case Keenum (UH)	Two-Star, #1769 National	Undrafted	Chicago Bears
Baker Mayfield (TTU)	Three-Star, #1021 National	1st Round, #1 Overall	Tampa Bay Buccaneers
Davis Webb (TTU)	Three-Star, #503 National	3rd Round, #87 Overall	Denver Broncos (QB Coach)
Patrick Mahomes (TTU)	Three-Star, #389 National	1st Round, #10 Overall	Kansas City Chiefs
Cam Ward (UIW)	Zero Star, Unranked National	1st Round, #1 Overall	Tennessee Titans

\* HS recruiting ranking listed per 247 composite

BEARKATS ➡ MEAN GREEN

- In addition to a new defensive staff, Cassity also helped bring seven players from Sam Houston in the transfer portal, six of which are on the defensive side of the ball.
- The defensive additions are CB **Da'Veawn Armstead**, LB **S'Maje Burrell**, LB **Trey Fields**, CB **David Fisher**, DL **Briceon Hayes** and DL **Richard Outland Jr.** who have all been strong contributors to the UNT defense this season.
- All seven additions appear on the two-deep while Fields, Outland, Hayes, Fisher and Evans all started in the contest against Army.
- Fields serves as the quarterback of the defense after starting 12 games at linebacker for the Bearkats in 2024. The senior out of Danciger, Texas, is second on the team with 40 tackles and has also added two TFLs, an interception and a fumble recovery this season.
- In the secondary, Fisher and Armstead were the starting corners for 11 of Sam Houston's 13 games. The duo has combined for 24 tackles, 2.0 TFLs, an INT, a forced fumble and a three PBUs on the year.
- Along the defensive front, Outland Jr. started 11 games in 2024 and was a space stuffer in the middle with 5.5 TFLs and 3.0 sacks. Outland has eight tackles and a TFL on the year.
- Offensively, Evans has caught 11 passes for 106 yards while also serving as the primary kick returner.
- In total, the seven Sam Houston transfers have combined for 252 games played with 103 combined starts.

STONE COLD CELEBRATION

- Starting in 2023, when the defense creates a turnover a "Stone Cold" celebration begins on the sidelines.
- In honor of WWE Superstar Steve Austin, who played linebacker and defensive end at North Texas in the 1980s, players bang together two bottles of water while holding a wrestling belt to mimic the famous celebration of "Stone Cold" Steve Austin.
- In the 2025 win over Army, a video of Keviyen Huddleston's fumble recovery celebration generated over 10 million views on social media over the first 24 hours after posting. "And that's the bottom line."

UNT TEAM CAPTAINS

DATE	OPPONENT	CAPTAINS
8/30	Lamar	Gabe Blair Sawyer Evans Fatafehi Vailea II
9/6	at Western Michigan	Sawyer Evans Drew Mestemaker Zhailen Scott Ethan Wesloski
9/13	Washington State	Gabe Blair Sawyer Evans Fatafehi Vailea II
9/20	at Army	Gabe Blair Sawyer Evans Desmond Magiya Jaden Manning Shane Whitter
9/27	South Alabama	Gabe Blair Sawyer Evans David Fisher
10/10	USF	
10/18	UTSA	
10/24	at Charlotte	
11/1	Navy	
11/15	at UAB	
11/22	at Rice	
11/29	Temple	



**TOP 25 FBS PLAYER RANKINGS**

PLAYER - CATEGORY	VALUE	RK
Drew Mestemaker - Passing TDs	11	22nd
Drew Mestemaker - Points For	80	22nd
Drew Mestemaker - Points For/Game	16.0	19th
Caleb Hawkins - Rushing TDs	7	7th
Caleb Hawkins - Scoring Per Game	12.0	2nd
Caleb Hawkins - Total TDs	8	8th
Caleb Hawkins - Total Points Scored	48	24th
Caleb Hawkins - Yards Per Carry	7.31	9th
Shane Whitter - Total Tackles PG	9.6	18th

**AMERICAN STANDINGS**

	SCHOOL	CONF	OVR	STREAK
1.	Navy	3-0	5-0	W5
2.	Memphis	2-0	6-0	W6
T3.	UNT	1-0	5-0	W5
T3.	USF	1-0	4-1	W2
T3.	Tulane	1-0	4-1	W1
T3.	ECU	1-0	3-2	W1
T3.	Temple	1-0	3-2	W1
8.	FAU	1-1	2-3	W1
T9.	Rice	1-1	3-3	L1
T9.	Army	1-2	2-3	W1
11.	UTSA	0-1	2-3	L1
T12.	UAB	0-2	2-3	L2
T12.	Charlotte	0-2	1-4	L2
14.	Tulsa	0-3	2-4	L2

**PLAYERS WITH COLLEGE DEGREES**

*North Texas has 14 players on the roster who have already received their college degrees.*

- Gabe Blair
- Sawyer Evans
- Trey Fields
- Grant Gainer
- Briceon Hayes
- Tyrese Hunt-Thompson
- Will Jones
- Jackson Lataimua
- Larry Moore
- Ugonna Nnanna
- Richard Outland
- Reese Poffenbarger
- Fatafehi Vailea (June)
- Shane Whitter
- Tay Yanta

**IN THE SECONDARY**

- As is the case for a majority of the defense, the secondary is improved in 2025 thanks to the return of key contributors along with an influx of transfer portal impact players.
- The secondary has certainly stood out through two games allowing just 135.8 passing yards per game and an opponent completion percentage of 53.6, both of which rank inside the top-10 in FBS.
- Safeties **Evan Jackson**, **Patrick Smith-Young** and **Will Jones II** have all seen significant action while the nickel position has seen stellar play from **Quinton Hammonds** and **BJ Allen Jr.**
- At CB, Sam Houston transfers **David Fisher** and **Da'Veawn Armstead** have had strong starts to the 2025 season. The duo has combined for 24 tackles, 2.0 TFLs, an INT, a forced fumble and a three PBUs on the year.
- Jones joined the Mean Green with a wealth of experience having played 44 games with 22 starts across six seasons at Kansas State, USF and Old Dominion. He has started all five games for UNT this season.
- Smith-Young returned to Denton after a one year hiatus at ODU. In 2023 at UNT, Smith-Young appeared in 12 games with seven starts and was second on the team with 77 tackles. He had eight tackles (four solo) in the win over Western Michigan.

**SKY'S THE LIMIT**

- In the offseason, North Texas brought in Defensive Coordinator **Skyler Cassity** after a successful one-year stint in the same role at Sam Houston.
- In 2024, Cassity led Sam Houston's 11th-ranked pass defense while forcing 22 turnovers, the 16th-most in FBS in 2024. The Bearkats were also one of only four Group of Five teams to give up 20.0 points per game or less last season.
- Upon arrival at Sam Houston, Cassity inherited a 3-9 defense which he immediately turned into a 9-3 team for 2024. The program became bowl eligible for the first time.
- The Bearkats ranked eighth in possession stop rate at 73.8%, 14th in red zone defense and 12th fourth-down defense. In CUSA, Cassity's defense was top five in every category and led the league in scoring defense, passing defense, passing defensive efficiency, red zone defense and interceptions.
- Prior to Sam Houston, Cassity spent two seasons, 2022-23, as Abilene Christian's defensive coordinator.

**ON THE NATIONAL STAGE**

- The 2024 season put North Texas on the national stage in a way never seen before in program history.
- The Mean Green played seven of their 13 games on linear TV a season ago, including being featured on ESPN for the First Responder Bowl. The previous record for most linear broadcasts for the Mean Green was five set in 2023.
- UNT also played back-to-back home games on ESPN2 against Tulane and Army last season, marking the first two ESPN2 broadcasts in DATCU Stadium history.
- The trend looks to continue in 2025 as five of the seven scheduled broadcasts in 2025 are on linear networks, including Friday's contest against South Florida on ESPN2.

**ELITE COMPANY IN THE END ZONE**

- North Texas has had a player with 10+ receiving touchdowns in each of the last three seasons joining Ohio State as one of only two FBS programs with that distinction.
- The UNT receiving core has seen DT Sheffield (2024), Ja'Mori Maclin (2023) and Jyaire Shorter (2022) each rack up 11 receiving TDs in each of the last three seasons. The Mean Green will look to continue the trend in 2025, returning six players who had double digit receptions from last season.
- **Wyatt Young** looks to have the edge in the race to 10+ TDs for UNT with three through five games.
- The Buckeyes, meanwhile, have seen Emeka Egbuka (2022 & 2024), Marvin Harrison Jr. (2022 & 2023) and Jeremiah Smith (2024) all eclipse 10+ TDs in the last three seasons.

**GETTING IT DONE IN THE CLASSROOM**

- As they have been throughout Eric Morris' tenure, the Mean Green have excelled in the classroom.
- In the spring 2025 semester, UNT posted a team GPA of 3.252. It was the second-highest semester GPA in program history and the highest spring semester team GPA in program history.
- Additionally, 14 players have on the roster have already received their college degrees.
- **Simeon Evans** has been a standout in the classroom with a 3.82 cumulative GPA and earned the honor of being named UNT's nominee for the prestigious Campbell Trophy, given each year to the FBS player who stands out the most in both the classroom and on the field.



DEPTH CHART

OFFENSE

Z	3	SIMEON EVANS (5-11, 208, SR.)	OR
	4	CAMERON DORNER (6-1, 195, SR.)	
Y	1	MILES COLEMAN (5-6, 159, SO.)	
	10	Wyatt Young (6-0, 195, So.)	
LT	67	BRAYDON NELSON (6-4, 321, SO.)	
	76	Desmond Magiya (6-5, 329, So.)	
LG	65	GABE BLAIR (6-2, 306, SR.)	
	53	Dylan Shaw (6-4, 314, So.)	
C	70	TAY YANTA II (6-4, 335, SR.)	
	65	Gabe Blair (6-2, 306, Sr.)	
RG	54	JOHNNY DICKSON III (6-2, 296, SO.)	
	53	Dylan Shaw (6-4, 314, So.)	
RT	72	JIMTO OBIDEGWU (6-5, 335, SR.)	OR
	68	Keon Johnson (6-4, 356, So.)	
X	22	LANDON SIDES (5-11, 190, JR.)	
	18	Terrence Lewis (5-11, 165, Fr)	
H	10	WYATT YOUNG (6-0, 195, SO.)	
	11	Dalton Carnes (5-9, 174, Jr.)	
TE	6	TRE WILLIAMS III (6-3, 229, SR.)	
	87	Brandon Young Jr. (6-5, 239, So.)	
QB	17	DREW MESTEMAKER (6-4, 211, R-FR.)	
	7	Reese Poffenbarger (6-0, 210, Sr.)	
RB	5	JAYDEN BECKS (5-10, 184, JR.)	OR
	24	CALEB HAWKINS (6-2, 200, FR.)	OR
	0	MAKENZIE MCGILL II (5-9, 202, SO.)	OR
	21	KIEFER SIBLEY (5-9, 179, SO.)	

DEFENSE

DE	44	BRICEON HAYES (6-3, 231, SR.)	
	45	Zhaiylen Scott (6-1, 240, R-Fr.)	
DT	8	RICHARD OUTLAND JR. (6-3, 288, SR.)	
	99	Avion Carter (6-4, 280, So.)	OR
	94	Jayden Williams (6-2, 298, So.)	
DT	98	SAADIQ CLEMENTS (6-4, 290, SO.)	
	95	Rudy Vargas Jr. (6-2, 299, Jr.)	OR
	93	Terrell Washington (6-1, 307, So.)	
DE	90	ETHAN DAY (6-4, 250, JR.)	
	40	Keviyen Huddleston (6-2, 260, So.)	OR
	97	Joshua Pierce (6-4, 250, So.)	
SAM	32	ETHAN WESLOSKI (6-1, 234, JR.)	
	35	JJ Jean-Louis (6-1, 228, So.)	
MIKE	6	TREY FIELDS (6-0, 212, SR.)	
	19	Kenton Allen (6-2, 225, Sr.)	
WILL	7	SHANE WHITTER (6-0, 222, SR.)	
	26	S'Maje Burrell (6-0, 213, So.)	
NICKEL	30	BJ ALLEN JR. (6-0, 193, JR.)	OR
	14	QUINTON HAMMONDS (6-1, 219, SO.)	OR
	13	JACKSON LATAIMUA (5-11, 197, SR.)	
S	0	WILL JONES II (5-10, 186, SR.)	
	22	Julian Knox (6-3, 220, R-Fr.)	
S	3	EVAN JACKSON (5-11, 183, JR.)	OR
	12	PATRICK SMITH-YOUNG (5-9, 190, JR.)	
CB	1	DAVID FISHER (5-11, 182, SR.)	
	5	Chase Canada (5-11, 191, Jr.)	OR
	4	Tyrane Stewart (5-11, 190, Sr.)	
CB	2	DA'VEAWN ARMSTEAD (6-1, 183, SR.)	
	25	Kollin Lewis (5-11, 185, So.)	

SPECIAL TEAMS

K	40	KALI NGUMA (5-10, 186, SO.)	
	46	Miguel Arenas (6-2, 199, R-Fr.)	
P	41	SAWYER EVANS (6-3, 204, SR.)	
	37	Will Hutchison (6-2, 210, So.)	
H	41	SAWYER EVANS (6-3, 204, SR.)	
	49	Brodie Scoggins (6-2, 212, Fr.)	
LS	48	CADEN YATES (6-1, 226, SO.)	
	49	Brodie Scoggins (6-2, 212, Fr.)	
KR	3	SIMEON EVANS (5-11, 208, SR.)	
	5	Jayden Becks (5-10, 184, Jr.)	
PR	1	MILES COLEMAN (5-6, 159, SO.)	
	18	Terrence Lewis (5-11, 165, Fr.)	

ROSTER BY STATE

Texas	81
California	4
Louisiana	3
Maryland	3
Mississippi	3
Ohio	3
Oklahoma	3
Michigan	2
Arkansas	1
Florida	1
Georgia	1
Kansas	1
Kentucky	1
North Carolina	1
Virginia	1

ROSTER BY CLASS

Freshman	17
Redshirt Freshman	17
Sophomore	32
Junior	18
Senior	25

ROSTER BY POSITION

Cornerback	10
Defensive Line	20
Kicker	3
Linebacker	10
Long Snapper	2
Offensive Line	20
Punter	2
Quarterback	4
Running Back	7
Safety	11
Tight End	6
Wide Receiver	14

PRONUNCIATION GUIDE

Victor ADERUNGBOYE	Add-er-ung-boy	Jackson LATAIMUA	La-THAI-moo-uh
KENTON Allen	Kent-ON	Julio MADERO IV	Muh-DARE-oh
DA'VEAWN Armstead	Day-vee-on	Desmond MAGIYA	muh-GEE-yuh
AMARION Berry	Uh-MAR-ee-on	DEMETRIE Morgan	DUH-me-TREE
KEELENE Bradley	Kuh-LEAN	UGONNA NNANNA	U-gonna Nah-nah
S'MAJE BURRELL	SUH-mah-jay BURR-el	KALI NGUMA	kaw-LEE UN-goo-MUH
DADRIAN BURLESON	DEE-Adrian BURR-less-on	JIMTO OBIDEGWU	Jim-TOE Oh-BEE-day-GWOO
AVION Carter	AYE-vee-on	Kevin ODIKPO	OH-dee-poh
SAADIQ Clements	Suh-DEEK	Divine Love ONOCHIE	Oh-NO-chee
JALYN DURGAN	JAY-LYNN Durr-gan	Christian PETTWAY	PET-way
Coach Ike EGUAE	Egg-why	Reese POFFENBARGER	Poff-en-barger
SIMEON Evans	SIM-ee-n	ZHAIYLEN Scott	ZAY-len
JJ JEAN-LOUIS	JEEN-LEWIS	KEIFER SIBLEY	KEE-fer SIB-lee
BRICEON Hayes	BRICE-n	TYRANE Stewart	TY-RAN
TYRESE Hunt-Thompson	TIE-Reese	Coach Drew SVOBODA	SWUH-bode-uh
Will HUTCHISON	HUTCH-es-on	FATAFEHI VAILEA II	FAH-tah-FAY-hee vye-LEE-uh
KEVIYAN Huddleston	KEV-ee-on HUDDLE-ston	TERRELL Washington	TUH-rell
Kyle KOCH	Cook	Ethan WESLOSKI	wez-LOSS-key
SHANDON King	SHAN-den	Shane WHITTER	WITT-urr
JAYMON Lamb	JAY-mon	TAY YANTA II	TAYE YAWN-ta

# UNT MEAN GREEN ROSTER

## ALPHABETICAL ROSTER

NO.	PLAYER, POS.
83	Victor Aderungboye, TE
19	Kenton Allen, LB
30	BJ Allen Jr., S
46	Miguel Arenas, K
2	Da'Veawn Armstead, CB
5	Jayden Becks, RB
43	Anthony Benford II, CB
62	Amarion Berry, OL
65	Gabe Blair, OL
46	Keelene Bradley, LB
96	AJ Brown, DL
23	Tyler Brown, WR
89	Dadrian Bursleson, DL
26	S'Maje Burrell, LB
5	Chase Canada, CB
11	Dalton Carnes, WR
99	Avion Carter, DL
98	Saadiq Clements, DL
1	Miles Coleman, WR
18	Isaiah Collins, CB
90	Ethan Day, DL
47	Harrison Dempsey, S
54	Johnny Dickson III, OL
4	Cameron Dornier, WR
9	Jalyn Durgan, DL
41	Sawyer Evans, P
3	Simeon Evans, WR
53	Blake Fann, LB
6	Trey Fields, LB
1	David Fisher, CB
86	Grant Gainer, TE
20	Bryce Garza, S
66	Willie Goodacre, OL
20	Ashton Gray, RB
45	Amel Hadzisabic, K
79	Brodie Hamilton, OL
14	Quinton Hammonds, S
24	Caleb Hawkins, RB
44	Briceon Hayes, DL
78	Santiago Hernandez, OL
40	Keviyann Huddleston, DL
9	Tyrese Hunt-Thompson, WR
37	Will Hutchison, P
3	Evan Jackson, S
36	Keenan Jackson, RB
35	JJ Jean-Louis, LB
12	Chris Jimerson Jr., QB
68	Keon Johnson, OL
0	Will Jones II, S
8	Shandon King, WR
42	Brayden Knox, DL
22	Julian Knox, S
14	Kyle Koch, WR
69	Ryan Krueger, OL
77	Jaymon Lamb, OL
13	Jackson Lataimua, S
58	Caleb Lathan, DL
81	Chris Lewis, WR
25	Kollin Lewis, CB
18	Terrence Lewis, WR
73	Julio Madero IV, OL
76	Desmond Magiya, OL

## NUMERICAL ROSTER

No.	Name	Pos.	Ht.	Wt.	Cl.	Hometown / Previous School
0	Will Jones II	S	5-10	186	Sr.	Mansfield, TX / Old Dominion
0	Makenzie McGill II	RB	5-9	202	So.	Mount Vernon, TX / Mount Vernon HS
1	Miles Coleman	WR	5-6	159	So.	Austin, TX / Vandegrift HS
1	David Fisher	CB	5-11	182	Sr.	Houston, TX / Sam Houston
2	Da'Veawn Armstead	CB	6-1	183	Sr.	Baton Rouge, LA / Sam Houston
3	Simeon Evans	WR	5-11	208	Sr.	Mansfield, TX / Sam Houston
3	Evan Jackson	S	5-11	183	Jr.	Houston, TX / North Shore HS
4	Cameron Dornier	WR	6-1	195	Sr.	New Market, MD / Shepherd
4	Tyrane Stewart	CB	5-11	190	Sr.	Osyka, MS / North Carolina
5	Jayden Becks	RB	5-10	184	Jr.	Waxahachie, TX / Missouri State
5	Chase Canada	CB	5-11	191	Jr.	Hahnville, LA / Illinois
6	Trey Fields	LB	6-0	212	Sr.	Danciger, TX / Sam Houston
6	Tre Williams III	TE	6-3	229	Sr.	Calhoun, GA / Limestone
7	Reese Poffenbarger	QB	6-0	210	Sr.	Middletown, MD / Miami
7	Shane Whitter	LB	6-0	222	Sr.	Burlington, NC / Oklahoma
8	Shandon King	WR	6-2	180	Jr.	Houston, TX / Snow College
8	Richard Outland Jr.	DL	6-3	288	Sr.	Houston, TX / Sam Houston
9	Jalyn Durgan	DL	6-4	251	Sr.	Ocean Springs, MS / South Alabama
9	Tyrese Hunt-Thompson	WR	6-1	184	Sr.	Cassopolis, MI / Ferris State
10	Wyatt Young	WR	6-0	195	So.	Katy, TX / Tompkins HS
11	Dalton Carnes	WR	5-9	174	Jr.	College Station, TX / Houston
12	Chris Jimerson Jr.	QB	5-10	166	Fr.	Fort Worth, TX / North Crowley HS
12	Patrick Smith-Young	S	5-9	190	Jr.	Sugar Land, TX / Old Dominion
13	Jackson Lataimua	S	5-11	197	Sr.	San Bruno, CA / Washington State
14	Quinton Hammonds	S	6-1	219	So.	Allen, TX / Allen HS
14	Kyle Koch	WR	6-2	192	R-Fr.	Dripping Springs, TX / Dripping Springs HS
15	Fatafehi Vailea II	DL	6-1	292	Sr.	Oakland, CA / Desert Pines (NV) HS
16	Gabe Stroud	CB	5-10	186	R-Fr.	Whitehouse, TX / Whitehouse HS
16	Tom von Grote	QB	6-3	212	R-Fr.	Trophy Club, TX / Byron Nelson HS
17	Drew Mestemaker	QB	6-4	211	R-Fr.	Austin, TX / Vandegrift HS
18	Isaiah Collins	CB	6-3	190	R-Fr.	Huntsville, TX / Texas Tech
18	Terrence Lewis	WR	5-11	165	Fr.	Brenham, TX / Bryan HS
19	Kenton Allen	LB	6-2	225	Sr.	Riverside, CA / Angelo State
20	Bryce Garza	S	6-2	185	Fr.	Wolfforth, TX / Frenship HS
20	Ashton Gray	RB	6-0	208	R-Fr.	Marion, AR / Marion HS
21	Kiefer Sibley	RB	5-9	179	So.	Waco, TX / Connally HS
21	Jaydon Smith	S	6-0	190	R-Fr.	Ingleside, TX / Ingleside HS
22	Julian Knox	S	6-3	220	R-Fr.	Fort Worth, TX / TCU
22	Landon Sides	WR	5-11	190	Jr.	Denton, TX / Guyer HS
23	Tyler Brown	WR	5-10	170	Fr.	Aubrey, TX / Aubrey HS
24	Caleb Hawkins	RB	6-2	200	Fr.	Shawnee, OK / North Rock Creek HS
25	Kollin Lewis	CB	5-11	185	So.	Gladewater, TX / Gladewater HS
26	S'Maje Burrell	LB	6-0	213	So.	Fort Worth, TX / Sam Houston
29	Kamdon McFarland	S	6-0	212	So.	Mansfield, TX / Lake Ridge HS
30	BJ Allen Jr.	S	6-0	193	Jr.	Aledo, TX / Texas
31	Zachary Yang	WR	5-9	171	Fr.	North Richland Hills, TX / Birdville HS
32	Ethan Wesloski	LB	6-1	234	Jr.	McKinney, TX / Boyd HS
34	Dennis Moody III	RB	5-11	165	Jr.	Frisco, TX / North Alabama
34	Brenden Reese	LB	6-2	235	Fr.	Longview, TX / Longview HS
35	JJ Jean-Louis	LB	6-1	228	So.	Centerville, OH / Iowa State
36	Keenan Jackson	RB	5-10	170	Fr.	Haltom City, TX / Haltom HS
36	Jaden Manning	LB	6-1	221	Fr.	Mansfield, TX / Legacy HS
37	Will Hutchison	P	6-2	210	So.	Fulshear, TX / Colorado State
38	Kevin Odikpo	CB	6-2	199	So.	Houston, TX / Tyler JC
39	Tramell Windham	CB	5-10	160	R-Fr.	Fort Worth, TX / Angelo State
40	Keviyann Huddleston	DL	6-2	260	So.	Tyler, TX / TCU
40	Kali Nguma	K	5-10	186	So.	Mission, TX / Sharyland HS
41	Sawyer Evans	P	6-3	204	Sr.	Arlington, TX / Texas Southern
42	Brayden Knox	DL	6-3	235	Fr.	Oklahoma City, OK / Putnam City HS
43	Anthony Benford II	CB	5-11	184	Jr.	Denton, TX / Missouri Western
44	Briceon Hayes	DL	6-3	231	Sr.	Huntsville, TX / Sam Houston

# UNT MEAN GREEN ROSTER

## NUMERICAL ROSTER

No.	Name	Pos.	Ht.	Wt.	Cl.	Hometown / Previous School
45	Amel Hadzisabic	K	5-11	185	So.	Amarillo, TX / Fort Hays State
45	Zhaiylen Scott	DL	6-1	240	R-Fr.	Cedar Hill, TX / Cedar Hill HS
46	Miguel Arenas	K	6-2	199	R-Fr.	Flower Mound, TX / Flower Mound HS
46	Keelene Bradley	LB	6-3	222	Jr.	Fort Worth, TX / Colorado Mesa
47	Harrison Dempsey	S	5-11	210	Jr.	Gainesville, TX / Oklahoma State
48	Caden Yates	LS	6-1	226	So.	Argyle, TX / Argyle HS
49	Brodie Scoggins	LS	6-2	212	Fr.	Coppell, TX / Coppell HS
53	Blake Fann	LB	6-1	238	So.	Frisco, TX / Lone Star HS
53	Dylan Shaw	OL	6-4	314	So.	Corpus Christi, TX / Texas Tech
54	Johnny Dickson III	OL	6-2	296	Jr.	Corpus Christi, TX / Virginia Tech
56	Divine Love Onochie	DL	6-5	226	Fr.	Dallas, TX / Lake Highlands HS
58	Caleb Lathan	DL	6-4	284	R-Fr.	Plano, TX / Nevada
59	Christian Pettway	OL	6-6	259	R-Fr.	Lindale, TX / Lindale HS
60	Jordan Reasonover	OL	6-4	265	Fr.	Houston, TX / Westfield HS
62	Amarion Berry	OL	6-2	307	R-Fr.	Tupelo, MS / Rowlett HS
64	Roberto Rodriguez	OL	6-5	275	Fr.	Pasadena, TX / Deer Park HS
65	Gabe Blair	OL	6-2	306	Sr.	Denton, TX / Guyer HS
66	Willie Goodacre	OL	6-5	331	R-Fr.	Denton, TX / Syracuse
67	Braydon Nelson	OL	6-4	321	So.	Kilgore, TX / Kilgore HS
68	Keon Johnson	OL	6-4	356	So.	Akron, OH / Archbishop Hoban HS
69	Ryan Krueger	OL	6-2	303	So.	Hurst, TX / LD Bell HS
70	Tay Yanta II	OL	6-4	335	Sr.	Falls City, TX / Abilene Christian
71	Ugonna Nnanna	OL	6-4	311	Sr.	Arlington, TX / Virginia
72	Jimto Obidegwu	OL	6-5	335	Sr.	Brandywine, MD / Kent State
73	Julio Madero IV	OL	6-4	332	So.	Odessa, TX / Navarro College
74	Larry Moore III	OL	6-6	284	Sr.	Missouri City, TX / Texas Tech
76	Desmond Magiya	OL	6-5	329	So.	McKinney, TX / McKinney HS
77	Jaymon Lamb	OL	6-4	264	So.	Dallas, TX / SFA
78	Santiago Hernandez	OL	6-5	300	Fr.	Irving, TX / Ranchview HS
79	Brody Hamilton	OL	6-4	300	Fr.	Denton, TX / Guyer HS
80	Baron Tipton	WR	6-5	201	R-Fr.	Coppell, TX / Coppell HS
81	Chris Lewis	WR	6-3	192	So.	Wylie, TX / Navarro JC
82	Connor Vaughn	TE	6-4	256	Jr.	Flower Mound, TX / Tulsa
83	Victor Aderungboye	TE	6-3	248	R-Fr.	Missouri City, TX / Fort Bend Dulles HS
84	Jackson Muckelroy	TE	6-4	205	So.	Houston, TX / Incarnate Word
86	Grant Gainer	TE	6-1	240	Sr.	Akron, OH / Akron
87	Brandon Young Jr.	TE	6-5	239	So.	Mansfield, TX / Legacy HS
89	Dadrian Burleson	DL	6-0	324	Sr.	Dallas, TX / Texas College
90	Ethan Day	DL	6-4	250	Jr.	Ripon, CA / Wyoming
91	Demetrie Morgan	DL	6-5	238	Jr.	Fort Myers, FL / Butler CC
92	Will Smith	DL	6-3	231	So.	Choctaw, OK / Tulsa
93	Terrell Washington	DL	6-1	307	So.	Lynchburg, VA / Northeast Mississippi CC
94	Jayden Williams	DL	6-2	298	So.	Monroe, LA / Wossman HS
95	Rudy Vargas Jr.	DL	6-2	299	Jr.	Junction City, KS / Hutchinson CC
96	AJ Brown	DL	6-3	280	Fr.	Dallas, TX / Duncanville HS
97	Joshua Pierce	DL	6-4	250	So.	Detroit, MI / Campbell
98	Saadiq Clements	DL	6-4	290	So.	Henderson, KY / Louisville
99	Avion Carter	DL	6-4	280	So.	Amarillo, TX / TCU

## ALPHABETICAL ROSTER

NO.	PLAYER, POS.
36	Jaden Manning, LB
29	Kamdon McFarland, S
0	Makenzie McGill II, RB
17	Drew Mestemaker, QB
34	Dennis Moody III, RB
74	Larry Moore III, OL
91	Demetrie Morgan, DL
84	Jackson Muckelroy, TE
67	Braydon Nelson, OL
40	Kali Nguma, K
71	Ugonna Nnanna, OL
72	Jimto Obidegwu, OL
38	Kevin Odikpo, CB
56	Divine Love Onochie, DL
8	Richard Outland Jr., DL
59	Christian Pettway, OL
97	Joshua Pierce, DL
7	Reese Poffenbarger, QB
60	Jordan Reasonover, OL
34	Brenden Reese, LB
64	Roberto Rodriguez, OL
49	Brodie Scoggins, LS
45	Zhaiylen Scott, DL
53	Dylan Shaw, OL
21	Kiefer Sibley, RB
22	Landon Sides, WR
21	Jaydon Smith, S
92	Will Smith, DL
12	Patrick Smith-Young, S
4	Tyrane Stewart, CB
16	Gabe Stroud, CB
80	Baron Tipton, WR
15	Fatafehi Vailea II, DL
95	Rudy Vargas Jr., DL
82	Connor Vaughn, TE
16	Tom von Grote, QB
93	Terrell Washington, DL
32	Ethan Wesloski, LB
7	Shane Whitter, LB
94	Jayden Williams, DL
6	Tre Williams III, TE
39	Tramell Windham, CB
31	Zachary Yang, WR
70	Tay Yanta II, OL
48	Caden Yates, LS
10	Wyatt Young, WR
87	Brandon Young Jr., TE

## COACHING STAFF

**Head Coach:** Eric Morris (Texas Tech, 2008)

**Assoc. HC/Special Teams Coord./Tight Ends:** Drew Svoboda (SFA, 1999)

**Defensive Coordinator/Defensive Backs:** Skyler Cassity (Auburn, 2016)

**Offensive Coordinator/Wide Receivers:** Jordan Davis (Texas Tech, 2014)

**Passing Game Coordinator/Quarterbacks:** Sean Brophy (UIW, 2018)

**Run Game Coordinator/Running Backs:** Patrick Cobbs (UNT, 2005)

**Asst. Coach/Offensive Line:** Cody Crill (Angelo State, 2002)

**Asst. Coach/Defensive Tackles:** Ike Eguae (Pittsburg State, 2007)

**Asst. Coach/Inside Linebackers:** Reggie Johnson (Louisville, 1996)

**Asst. Coach/Outside LBs/Nickels:** Jordan Malone (Minnesota State, 2006)

**Asst. Coach/Defensive Ends:** Greg Richmond (Oklahoma State, 2003)

**Asst. Coach/Defensive Backs:** Julian Wilson (Oklahoma, 2014)



## UNT CAREER PARTICIPATION CHART

	Total GP/GS	At UNT	Consec. Starts	2025	2024	2023	2022	2021	2020	2019
Victor Aderungboye	8/0	8/0	-	5/0	3/0	-	-	-	-	-
Kenton Allen	22/11	3/0	-	3/0	12/11	7/0	-	-	-	-
BJ Allen Jr.	15/0	13/0	-	5/0	8/0	2/0	-	-	-	-
Miguel Arenas	2/0	2/0	-	2/0	-	-	-	-	-	-
Da'Veawn Armstead	39/16	5/4	1	5/4	11/11	4/0	9/1	10/0	-	-
Jayden Becks	26/2	4/0	-	4/0	11/2	11/0	-	-	-	-
Anthony Benford II	15/0	-	-	-	8/0	7/0	-	-	-	-
Amarion Berry	5/0	5/0	-	5/0	-	-	-	-	-	-
Gabe Blair	43/42	43/42	41	5/5	1/1	11/11	14/14	12/11	-	-
Keelene Bradley	15/3	-	-	-	10/3	5/0	-	-	-	-
AJ Brown	1/0	1/0	-	1/0	-	-	-	-	-	-
S'Maje Burrell	14/0	4/0	-	4/0	10/0	-	-	-	-	-
Chase Canada	12/0	3/0	-	3/0	9/0	-	-	-	-	-
Dalton Carnes	30/12	18/8	-	5/0	13/8	12/4	-	-	-	-
Avion Carter	7/0	3/0	-	3/0	3/0	1/0	-	-	-	-
Saadig Clements	7/1	5/1	1	5/1	2/0	-	-	-	-	-
Miles Coleman	16/7	16/7	7	5/5	11/2	-	-	-	-	-
Ethan Day	19/5	5/5	5	5/5	12/0	2/0	-	-	-	-
Harrison Dempsey	4/0	4/0	-	3/0	1/0	-	-	-	-	-
Johnny Dickson III	25/11	15/11	11	5/5	10/6	10/0	-	-	-	-
Cameron Dorner	38/17	5/0	-	5/0	11/10	8/5	14/2	-	-	-
Jalyn Durgan	14/0	1/0	-	1/0	13/0	-	-	-	-	-
Sawyer Evans	42/0	30/0	-	5/0	13/0	12/0	-	10/0	2/0 ('21S)	-
Simeon Evans	33/12	5/5	9	5/5	13/6	10/0	5/1	-	-	-
Blake Fann	15/0	15/0	-	2/0	13/0	-	-	-	-	-
Trey Fields	54/17	5/5	12	5/5	13/12	11/0	4/0	12/0	8/0	-
David Fisher	37/32	4/4	32	4/4	13/13	11/11	9/4	-	-	-
Grant Gainer	23/0	-	-	-	7/0	10/0	6/0	-	-	-
Bryce Garza	2/0	2/0	-	2/0	-	-	-	-	-	-
Willie Goodacre	2/0	2/0	-	2/0	-	-	-	-	-	-
Ashton Gray	7/0	7/0	-	4/0	3/0	-	-	-	-	-
Quinton Hammonds	18/8	18/8	-	5/3	13/5	-	-	-	-	-
Caleb Hawkins	4/0	4/0	-	4/0	-	-	-	-	-	-
Briceon Hayes	39/10	5/5	5	5/5	13/1	11/2	4/2	6/0	-	-
Keviyen Huddleston	8/0	5/0	-	5/0	2/0	1/0	-	-	-	-
Tyrese Hunt-Thompson	36/27	-	-	-	3/3	11/9	12/11	10/4	-	-
Evan Jackson	29/12	29/12	-	4/1	13/9	12/2	-	-	-	-
JJ Jean-Louis	14/0	11/0	-	5/0	6/0	3/0	-	-	-	-
Keon Johnson	16/0	16/0	-	4/0	12/0	-	-	-	-	-
Will Jones II	48/26	5/5	17	5/5	11/11	10/2	12/6	-	7/2	3/0
Shandon King	2/0	2/0	-	2/0	-	-	-	-	-	-
Brayden Knox	1/0	1/0	-	1/0	-	-	-	-	-	-
Julian Knox	8/0	4/0	-	4/0	4/0	-	-	-	-	-
Kyle Koch	5/0	5/0	-	2/0	3/0	-	-	-	-	-
Jaymon Lamb	9/7	-	1	-	9/7	-	-	-	-	-
Jackson Lataimua	36/13	3/0	-	3/0	11/6	12/7	10/0	-	-	-
Kollin Lewis	17/2	17/2	-	4/1	10/1	3/0	-	-	-	-
Chris Lewis	4/0	1/0	-	1/0	3/0	-	-	-	-	-
Terrence Lewis	4/0	4/0	-	4/0	-	-	-	-	-	-
Desmond Magiya	15/1	15/1	-	5/1	8/0	2/0	-	-	-	-
Jaden Manning	3/0	3/0	-	3/0	-	-	-	-	-	-
Kamdon McFarland	17/0	17/0	-	5/0	12/0	-	-	-	-	-
Makenzie McGill II	18/5	18/5	5	5/5	13/0	-	-	-	-	-
Drew Mestemaker	10/6	10/6	6	5/5	5/1	-	-	-	-	-
Dennis Moody III	25/2	4/0	-	4/0	10/2	11/0	-	-	-	-
Larry Moore III	31/7	29/7	-	5/1	12/6	12/0	-	2/0	-	-
Demetrie Morgan	12/0	2/0	-	2/0	8/0	2/0	-	-	-	-
Braydon Nelson	17/16	17/16	16	5/5	12/11	-	-	-	-	-
Kali Nguma	18/0	18/0	-	5/0	13/0	-	-	-	-	-
Ugonna Nnanna	32/9	3/0	-	3/0	12/3	8/6	2/0	6/0	1/0	-
Jimto Obidegwu	35/26	3/3	23	3/3	11/11	9/9	4/1	8/2	-	-
Divine Love Onochie	1/0	1/0	-	1/0	-	-	-	-	-	-
Richard Outland Jr.	35/16	5/5	10	5/5	13/11	-	8/0	9/0	-	-
Joshua Pierce	16/0	5/0	-	5/0	9/0	2/0	-	-	-	-
Reese Poffenbarger	32/26	2/0	-	2/0	4/0	15/15	11/11	-	-	-
Brenden Reese	3/0	3/0	-	3/0	-	-	-	-	-	-
Zhaiylen Scott	9/0	9/0	-	5/0	4/0	-	-	-	-	-
Dylan Shaw	7/0	4/0	-	4/0	3/0	-	-	-	-	-
Kiefer Sibley	10/1	10/1	-	2/0	8/1	-	-	-	-	-
Landon Sides	27/9	27/9	6	4/4	12/3	11/2	-	-	-	-
Will Smith	9/0	3/0	-	3/0	6/0	-	-	-	-	-
Patrick Smith-Young	30/16	20/11	4	4/4	10/5	12/7	4/0	-	-	-
Tyrane Stewart	12/1	2/0	-	2/0	10/1	-	-	-	-	-
Gabe Stroud	6/0	6/0	-	2/0	4/0	-	-	-	-	-
Baron Tipton	8/1	8/1	-	5/1	3/0	-	-	-	-	-
Fatafehi Vailea II	42/30	42/30	5	4/4	13/7	11/8	14/11	-	-	-
Rudy Vargas Jr.	2/0	2/0	-	2/0	-	-	-	-	-	-
Connor Vaughn	23/2	-	-	-	11/2	12/0	-	-	-	-
Terrell Washington	5/0	5/0	-	5/0	-	-	-	-	-	-
Ethan Wesloski	32/24	32/24	2	5/3	13/10	12/11	2/0	-	-	-
Shane Whitter	56/10	17/10	5	5/5	12/5	13/0	4/0	13/0	9/0	-
Jayden Williams	14/0	14/0	-	5/0	9/0	-	-	-	-	-
Tre Williams III	33/21	5/5	17	5/5	11/11	8/3	9/2	-	-	-
Tramell Windham	1/0	-	-	-	1/0	-	-	-	-	-
Tay Yanta II	41/41	5/5	41	5/5	14/14	11/11	11/11	-	-	-
Caden Yates	16/0	16/0	-	5/0	11/0	-	-	-	-	-
Wyatt Young	18/4	18/4	-	5/0	13/4	-	-	-	-	-
Brandon Young Jr.	15/1	15/1	-	5/0	10/1	-	-	-	-	-

## THE PATH TO DENTON

PATH TO DENTON	2025	2024	2023	2022	2021
<b>POWER FOUR TRANSFERS</b> <b>18 TOTAL</b> <b>2025: 11</b> <b>2024: 4</b> <b>2023: 3</b>	Chase Canada (Illinois) Avion Carter (TCU) Saadiq Clements (Louisville) Isaiah Collins (Texas Tech) Willie Goodacre (Syracuse) Keviyann Huddleston (TCU) Julian Knox (TCU) Ugonna Nnanna (Virginia) Reese Poffenbarger (Miami) Dylan Shaw (Texas Tech) Tyrane Stewart (North Carolina)	BJ Allen Jr. (Texas) Dalton Carnes (Houston) JJ Jean-Louis (Iowa State) Shane Whitter (Oklahoma)	Harrison Dempsey (Oklahoma St.) Larry Moore III (Texas Tech)		
<b>OTHER FBS TRANSFERS</b> <b>19 TOTAL</b> <b>2025: 19</b>	Da'Veawn Armstead (Sam Houston) Jayden Becks (Missouri St.) S'Maje Burrell (Sam Houston) Ethan Day (Wyoming) Jalyn Durgan (South Alabama) Simeon Evans (Sam Houston) Trey Fields (Sam Houston) David Fisher (Sam Houston) Grant Gainer (Akron) Briceon Hayes (Sam Houston) Will Hutchison (Colorado St.) Will Jones II (Old Dominion) Jackson Lataimua (Washington St.) Caleb Lathan (Nevada) Jimto Obidegwu (Kent St.) Richard Outland Jr. (Sam Houston) Will Smith (Tulsa) Patrick Smith-Young (Old Dominion) Connor Vaughn (Tulsa)				
<b>NON-FBS TRANSFERS</b> <b>22 TOTAL</b> <b>2025: 20</b> <b>2023: 1</b> <b>2022: 1</b>	Kenton Allen (Angelo St.) Anthony Benford II (Missouri Western) Keelene Bradley (Colorado Mesa) Cameron Dornier (Shepherd) Amel Hadzisabic (Fort Hays St.) Tyrese Hunt-Thompson (Ferris St.) Jaymon Lamb (SFA) Chris Lewis (Navarro College) Julio Madero IV (Navarro College) Dennis Moody III (North Alabama) Demetrie Morgan (Butler CC) Jackson Muckelroy (UIW) Shandon King (Snow College) Kevin Odikpo (Tyler JC) Joshua Pierce (Campbell) Rudy Vargas Jr. (Hutchinson CC) Terrell Washington (NE Mississippi CC) Tre Williams III (Limestone) Tramell Windham (Angelo St.) Tay Yanta II (ACU)		Dadrian Burleson (Texas College)	Sawyer Evans (TXSO)	
<b>HIGH SCHOOL SIGNEES</b> <b>51 TOTAL</b> <b>2025: 18</b> <b>2024: 19</b> <b>2023: 11</b> <b>2022: 1</b> <b>2021: 2</b>	AJ Brown Tyler Brown Bryce Garza Brody Hamilton Caleb Hawkins Santiago Hernandez Keenan Jackson Chris Jimerson Jr. Brayden Knox Terrence Lewis Jaden Manning Divine Love Onochie Jordan Reasonover Brenden Reese Roberto Rodriguez Brodie Scoggins Zachary Yang	Miguel Arenas Victor Aderunboye Amariyon Berry Miles Coleman Ashton Gray Quinton Hammonds Drew Mestemaker Braydon Nelson Kyle Koch Christian Pettway Zhaiylen Scott Kiefer Sibley Jaydon Smith Gabe Stroud Baron Tipton Tom von Grote Jayden Williams Wyatt Young Brandon Young Jr.	Blake Fann Evan Jackson Keon Johnson Ryan Krueger Kollin Lewis Desmond Magiya Kamdon McFarland Makenzie McGill II Kali Nguma Landon Sides Caden Yates	Ethan Wesloski	Gabe Blair Fatafehi Vailea II

## PLAYER CAPSULES - OFFENSE

## OL

BRAYDON NELSON  
So. • 6-4 • 321

67

Year	GP/GS
2025	5/5
Career	17/16

DESMOND MAGIYA  
So. • 6-5 • 329

76


Year	GP/GS
2025	5/1
Career	15/1

## OL

GABE BLAIR  
Sr. • 6-2 • 306

65

Year	GP/GS
2025	5/5
Career	43/42

DYLAN SHAW  
So. • 6-4 • 314

53

Year	GP/GS
2025	4/0
Career	7/0

## OL

TAY YANTA II  
Sr. • 6-4 • 335

70

Year	GP/GS
2025	5/5
Career	41/41

KEON JOHNSON  
So. • 6-4 • 356

68

Year	GP/GS
2025	4/0
Career	16/0

## OL

JOHNNY DICKSON III  
So. • 6-2 • 296

54

Year	GP/GS
2025	5/5
Career	25/11

UGONNA NNANNA  
Sr. • 6-4 • 311

71

Year	GP/GS
2025	3/0
Career	32/9

## OL

JIMTO OBIDEGWU  
Sr. • 6-5 • 335

72

Year	GP/GS
2025	3/3
Career	35/26

LARRY MOORE III  
Sr. • 6-6 • 284

74

Year	GP/GS
2025	5/1
Career	31/7

## WR

MILES COLEMAN  
So. • 5-6 • 159

1

Year	Rec.	Yds.	TD
2025	23	219	--
Career	59	597	2

## GAME HIGHS

	Season	Career
Rec.	8 (ARMY)	8 (2x)
Yds.	74 (ARMY)	104 (TXST, '24)
TD	--	1 (2x)

LONDON SIDES  
Jr. • 5-11 • 190

22

Year	Rec.	Yds.	TD
2025	12	157	1
Career	66	800	6

## GAME HIGHS

	Season	Career
Rec.	6 (ARMY)	6 (2x)
Yds.	68 (ARMY)	100 (UAB, '23)
TD	1 (WSU)	2 (UAB, '23)

## QB

DREW MESTEMAKER  
R-Fr. • 6-4 • 211

17

Year	Cmp/Att/Int	Yds.	TD
2025	106/156/0	1,247	11
Career	136/202/2	1,709	13

## GAME HIGHS

	Season	Career
Cmp.	26 (ARMY)	26 (2x)
Att.	36 (ARMY)	41 (TXST '24)
Yds.	329 (LAM)	393 (TXST, '24)
TD	4 (WSU)	4 (WSU, '25)

## WR

CAMERON DORNER  
Sr. • 6-1 • 195

4

Year	Rec.	Yds.	TD
2025	15	203	2
Career	134	1,670	15

## GAME HIGHS

	Season	Career
Rec.	7 (LAM)	10 (EDIN, '23)
Yds.	98 (LAM)	201 (EDIN, '23)
TD	1 (2x)	2 (2x)

SIMEON EVANS  
Sr. • 5-11 • 208

3

Year	Rec.	Yds.	TD
2025	11	106	--
Career	83	853	6

## GAME HIGHS

	Season	Career
Rec.	3 (2x)	11 (MTSU, '23)
Yds.	37 (WMU)	110 (MTSU, '23)
TD	--	2 (LIB, '24)

## TE

TRE WILLIAMS III  
Sr. • 6-3 • 229

6

Year	Rec.	Yds.	TD
2025	9	105	2
Career	87	1,010	13

## GAME HIGHS

	Season	Career
Rec.	2 (4x)	8 (Mars Hill, '24)
Yds.	26 (WSU)	124 (CAT, '24)
TD	1 (2x)	2 (2x)

## RB

MAKENZIE MCGILL II  
So. • 5-9 • 202

0

Year	Att.	Yds.	TD
2025	63	318	4
Career	141	788	14

## GAME HIGHS

	Season	Career
Att.	19 (ARMY)	19 (ARMY, '25)
Yds.	102 (WMU)	155 (TEM, '24)
TD	1 (4x)	3 (WYO, '24)
Long	27 (WSU)	75 (TULS, '24)

JAYDEN BECKS  
Jr. • 5-10 • 184

5

Year	Att.	Yds.	TD
2025	21	87	2
Career	127	697	11

## GAME HIGHS

	Season	Career
Att.	8 (LAM)	13 (SDST, '24)
Yds.	41 (WSU)	108 (UNI, '24)
TD	2 (WSU)	2 (4x)
Long	14 (WSU)	59 (MURR, '24)

KIEFER SIBLEY  
So. • 5-9 • 179

21

Year	Att.	Yds.	TD
2025	13	76	2
Career	57	282	2

## GAME HIGHS

	Season	Career
Att.	7 (WMU)	11 (TULN, '24)
Yds.	38 (2x)	58 (TULS, '24)
TD	1 (2x)	1 (2x)
Long	30 (LAM)	30 (LAM, '25)

CALEB HAWKINS  
Fr. • 6-2 • 200

24

Year	Att.	Yds.	TD
2025	42	307	7
Career	42	307	7

## GAME HIGHS

	Season	Career
Att.	16 (USA)	16 (USA, '25)
Yds.	140 (USA)	140 (USA, '25)
TD	4 (ARMY)	4 (ARMY, '25)
Long	27 (USA)	27 (USA, '25)

WYATT YOUNG  
So. • 6-0 • 195

10

Year	Rec.	Yds.	TD
2025	13	215	3
Career	31	510	5

## GAME HIGHS

	Season	Career
Rec.	4 (2x)	4 (LAM, '25)
Yds.	97 (LAM)	97 (LAM, '25)
TD	2 (LAM)	2 (LAM, '25)



## PLAYER CAPSULES - DEFENSE

## DE

BRICEON HAYES  
Sr. • 6-3 • 231

44

Year	Tkls	TFL	Sacks
2025	18	1.0	--
Career	82	11.0	6.0

## GAME HIGHS

	Season	Career
Tkls	6 (WMU)	6 (2x)
TFL	--	2.0 (HAW, '24)
Sacks	--	1.0 (5x)

ZHAIYLEN SCOTT  
R-Fr. • 6-1 • 240

45

Year	Tkls	TFL	Sacks
2025	14	2.0	2.0
Career	16	2.0	2.0

## GAME HIGHS

	Season	Career
Tkls	5 (LAM)	5 (LAM, '25)
TFL	1.0 (2x)	1.0 (2x)
Sacks	1.0 (2x)	1.0 (2x)

## DT

RICHARD OUTLAND JR.  
Sr. • 6-3 • 288

8

Year	Tkls	TFL	Sacks
2025	8	1.0	--
Career	37	8.0	3.5

## GAME HIGHS

	Season	Career
Tkls	3 (ARMY)	5 (ACU, '22)
TFL	1.0 (LAM)	2.0 (GASO, '24)
Sacks	--	1.0 (3x)

## DT

JAYDEN WILLIAMS  
So. • 6-2 • 298

94

Year	Tkls	TFL	Sacks
2025	8	--	--
Career	13	--	--

## GAME HIGHS

	Season	Career
Tkls	5 (USA)	5 (USA, '25)
TFL	--	--
Sacks	--	--

## DT

SAADIQ CLEMENTS  
So. • 6-4 • 290

98

Year	Tkls	TFL	Sacks
2025	8	2.0	--
Career	9	2.0	--

## GAME HIGHS

	Season	Career
Tkls	4 (ARMY)	4 (ARMY, '25)
TFL	1.0 (2x)	1.0 (ARMY, '25)
Sacks	--	--

## DE

ETHAN DAY  
Jr. • 6-4 • 250

90

Year	Tkls	TFL	Sacks
2025	20	2.0	2.0
Career	39	3.0	2.5

## GAME HIGHS

	Season	Career
Tkls	7 (ARMY)	7 (ARMY, '25)
TFL	1.0 (2x)	1.0 (2x)
Sacks	1.0 (2x)	1.0 (2x)

KEVIYAN HUDDLESTON  
So. • 6-2 • 260

40

Year	Tkls	TFL	Sacks
2025	9	4.0	2.5
Career	10	4.0	2.5

## GAME HIGHS

	Season	Career
Tkls	4 (ARMY)	4 (ARMY, '25)
TFL	2.0 (WSU)	2.0 (WSU, '25)
Sacks	2.0 (WSU)	2.0 (WSU, '25)

## SAM

ETHAN WESLOSKI  
Jr. • 6-1 • 234

32

Year	Tkls	TFL	Sacks
2025	31	6.0	1.5
Career	151	18.5	7.0

## GAME HIGHS

	Season	Career
Tkls	11 (ARMY)	11 (ARMY, '25)
TFL	2.0 (2x)	2.0 (4x)
Sacks	1.0 (ARMY)	1.0 (5x)

## MIKE

TREY FIELDS  
Sr. • 6-0 • 212

6

Year	Tkls	TFL	Sacks
2025	40	2.0	--
Career	191	10.0	1.0

## GAME HIGHS

	Season	Career
Tkls	14 (USA)	14 (USA, '25)
TFL	1.0 (2x)	2.0 (RICE, '24)
Sacks	--	0.5 (2x)

## WILL

SHANE WHITTER  
Sr. • 6-0 • 222

7

Year	Tkls	TFL	INT
2025	48	1.5	1
Career	145	6.5	1

## GAME HIGHS

	Season	Career
Tkls	12 (2x)	12 (2x)
TFL	1.0 (WSU)	1.5 (2x)
INT	1 (WSU)	1 (WSU, '25)

## CB

DAVID FISHER  
Sr. • 5-11 • 182

1

Year	Tkls	PBU	INT
2025	10	2	--
Career	92	13	4

## GAME HIGHS

	Season	Career
Tkls	4 (2x)	8 (TARL, '22)
PBU	1 (2x)	2 (2x)
INT	--	1 (4x)

TYRANE STEWART  
Sr. • 5-11 • 190

4

Year	Tkls	PBU	INT
2025	3	--	--
Career	12	--	--

## GAME HIGHS

	Season	Career
Tkls	2 (LAM)	3 (MINN, '24)
PBU	--	--
INT	--	--

## NICKEL

BJ ALLEN JR.  
Jr. • 6-0 • 193

30

Year	Tkls	PBU	FF
2025	4	1	--
Career	12	1	1

## GAME HIGHS

	Season	Career
Tkls	2 (2x)	3 (2x)
PBU	1 (WSU)	1 (WSU, '25)
FF	--	1 (ARMY, '24)

QUINTON HAMMONDS  
So. • 6-1 • 219

14

Year	Tkls	PBU	INT
2025	19	2	--
Career	71	3	1

## GAME HIGHS

	Season	Career
Tkls	6 (ARMY)	10 (2x)
PBU	1 (2x)	1 (3x)
INT	--	1 (ECU, '24)

## S

WILL JONES II  
Sr. • 5-10 • 186

0

Year	Tkls	PBU	INT
2025	21	1	--
Career	128	7	4

## GAME HIGHS

	Season	Career
Tkls	6 (2x)	8 (UCF, '22)
PBU	1 (USA)	1 (6x)
INT	--	1 (4x)

JACKSON LATAMUA  
Sr. • 5-11 • 197

13

Year	Tkls	PBU	INT
2025	1	--	--
Career	69	2	1

## GAME HIGHS

	Season	Career
Tkls	--	7 (2x)
PBU	--	1 (2x)
INT	--	1 (CSU, '23)

## S

EVAN JACKSON  
Jr. • 5-11 • 183

3

Year	Tkls	PBU	INT
2025	14	--	1
Career	100	5	5

## GAME HIGHS

	Season	Career
Tkls	7 (USA)	11 (UTSA, '23)
PBU	--	1 (5x)
INT	1 (WSU)	2 (TULSA, '24)

PATRICK SMITH-YOUNG  
Jr. • 5-9 • 190

12

Year	Tkls	PBU	INT
2025	25	--	--
Career	146	2	1

## GAME HIGHS

	Season	Career
Tkls	11 (2x)	11 (3x)
PBU	--	1 (2x)
INT	--	1 (ECU, '24)

## CB

DA'VEAWN ARMSTEAD  
Sr. • 6-1 • 183

2

Year	Tkls	PBU	INT
2025	14	1	1
Career	67	12	2

## GAME HIGHS

	Season	Career
Tkls	6 (USA)	6 (USA, '25)
PBU	1 (WSU)	2 (4x)
INT	1 (ARMY)	1 (2x)

KOLLIN LEWIS  
So. • 5-11 • 185

25


Year	Tkls	PBU	INT
2025	5	--	1
Career	19	1	1

## GAME HIGHS

	Season	Career
Tkls	2 (2x)	3 (2x)
PBU	--	1 (MEM, '24)
INT	1 (WSU)	1 (WSU, '25)

KR

SIMEON EVANS  
Sr. • 5-11 • 208

3


Year	No.	Yds.	TD
2025	6	127	--
Career	6	127	-

GAME HIGHS

	Season	Career
No.	3 (WMU)	3 (WMU, '25)
Yds.	57 (WMU)	57 (WMU, '25)
Long	44 (USA)	44 (USA, '25)

PR

MILES COLEMAN  
So. • 5-6 • 159

1


Year	No.	Yds.	TD
2025	5	29	--
Career	7	25	--

GAME HIGHS

	Season	Career
No.	2 (2x)	2 (2x)
Yds.	14 (LAM)	14 (USA, '25)
Long	14 (USA)	14 (USA, '25)

LS


CADEN YATES  
So. • 6-1 • 226

48

Year	GP/GS
2025	4/0
Career	14/0

PK

KALI NGUMA  
So. • 5-10 • 186

40


Year	FGM/ATT	Pct.	Long
2025	5/6	83.3	28
Career	16/22	72.7	46

GAME HIGHS

	Season	Career
FGM	2 (WMU)	3 (WYO, '24)
FGA	2 (WMU)	3 (WYO, '24)
Long	28 (LAM)	46 (FAU, '24)

P

SAWYER EVANS  
Sr. • 6-3 • 204


41

Year	Punts	Yards	Avg.
2025	12	494	41.2
Career	143	5,824	40.7

GAME HIGHS

	Season	Career
Punts	5 (WMU)	9 (TEM, '24)
Long	51 (WSU)	64 (LT, '23)
In 20	2 (2x)	3 (TULS, '23)

JAYDEN BECKS  
Jr. • 5-10 • 184


5

Year	No.	Yds.	TD
2025	--	--	--
Career	34	717	1

GAME HIGHS

	Season	Career
No.	--	6 (YSU, '23)
Yds.	--	135 (MURR, '24)
TD	--	1 (MURR, '24)

TERRENCE LEWIS  
Fr. • 5-11 • 165


18

Year	No.	Yds.	TD
2025	--	--	--
Career	--	--	--

GAME HIGHS

	Season	Career
No.	--	--
Yds.	--	--
Long	--	--

MIGUEL ARENAS  
R-Fr. • 6-2 • 199

46

Year	FGM/ATT	Pct.	Long
2025	--	--	--
Career	--	--	--

GAME HIGHS

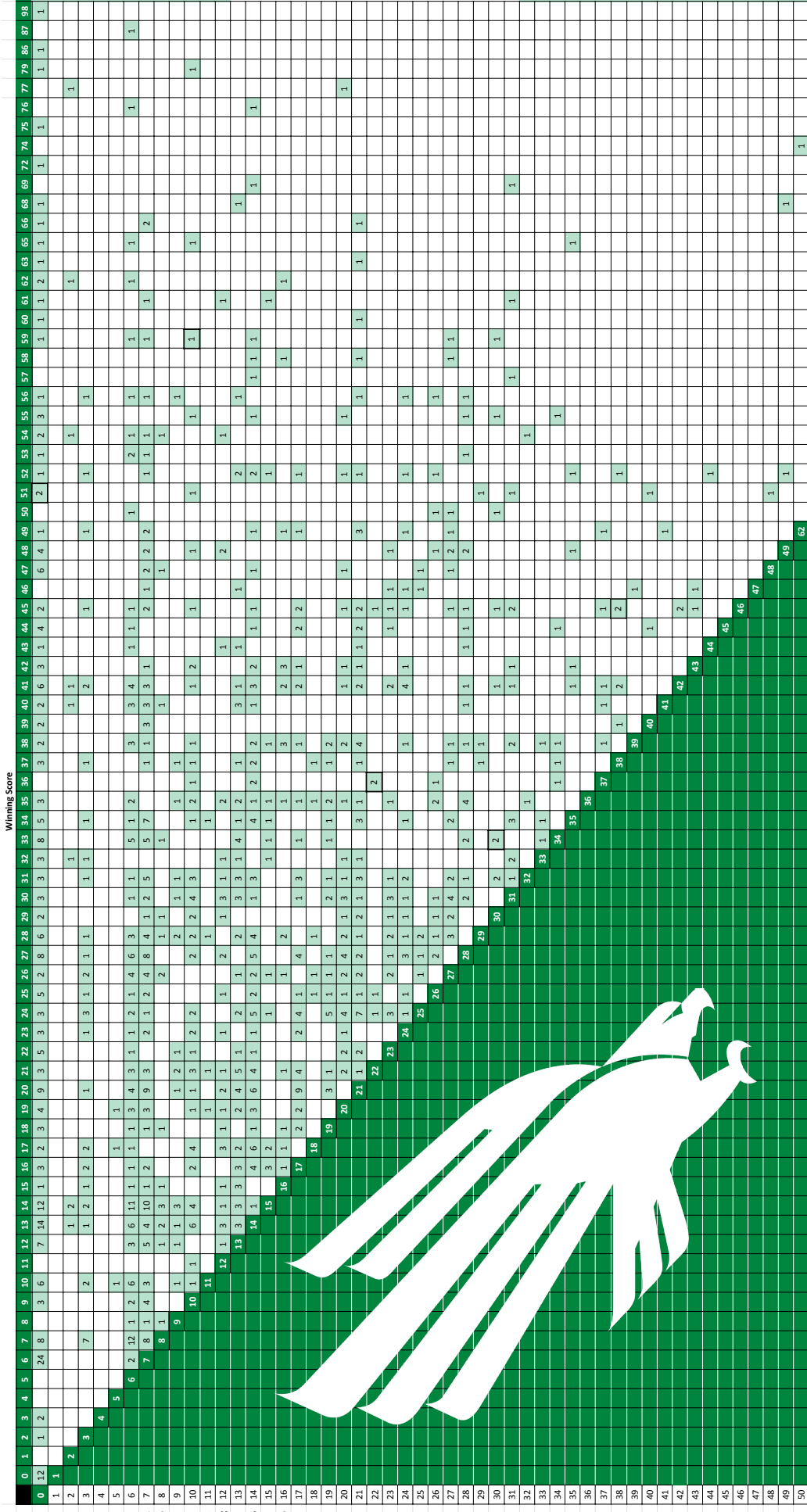
	Season	Career
FGM	--	--
FGA	--	--
Long	--	--

GAME-BY-GAME OFFENSIVE STARTERS

OPPONENT	Z	Y	X	H	RB	QB	LT	LG	C	RG	RT
Lamar	Evans	Coleman	Tipton	Williams III	McGill II	Mestemaker	Nelson	Blair	Yanta II	Dickson III	Obidegwu
at Western Michigan	Evans	Coleman	Sides	Williams III	McGill II	Mestemaker	Nelson	Blair	Yanta II	Dickson III	Moore III
Washington State	Evans	Coleman	Sides	Williams III	McGill II	Mestemaker	Magiya	Blair	Yanta II	Dickson III	Nelson
at Army	Evans	Coleman	Sides	Williams III	McGill II	Mestemaker	Nelson	Blair	Yanta II	Dickson III	Obidegwu
South Alabama	Evans	Coleman	Sides	Williams III	McGill II	Mestemaker	Nelson	Blair	Yanta II	Dickson III	Obidegwu
South Florida											
UTSA											
at Charlotte											
Navy											
at UAB											
at Rice											
Temple											

GAME-BY-GAME DEFENSIVE STARTERS

OPPONENT	DE	DT	DT	DE	MIKE	WILL	SAM / NICKEL	S	S	CB / NICKEL	CB
Lamar	Hayes	Vailea II	Outland Jr.	Day	Fields	Whitter	Wesloski (S)	Jones II	Smith-Young	Armstead	Lewis
at Western Michigan	Hayes	Vailea II	Outland Jr.	Day	Fields	Whitter	Hammonds (N)	Jones II	Smith-Young	Armstead	Fisher
Washington State	Hayes	Vailea II	Outland Jr.	Day	Fields	Whitter	Hammonds (N)	Jones II	Jackson	Armstead	Fisher
at Army	Hayes	Vailea II	Outland Jr.	Day	Fields	Whitter	Wesloski (S)	Jones II	Smith-Young	Hammonds (N)	Fisher
South Alabama	Hayes	Clements	Outland Jr.	Day	Fields	Whitter	Wesloski (S)	Jones II	Smith-Young	Armstead	Fisher
South Florida											
UTSA											
at Charlotte											
Navy											
at UAB											
at Rice											
Temple											



# 565

UNIQUE SCORES  
in UNT Football History

# 59-10

LAST SCORIGAMI

Sept. 13, 2025 vs. Washington State

## Most Common Final Scores in UNT Football History

Score	Times	Last Occurrence	UNT Record
6-0	24	Oct. 23, 1954, Loss vs. UTEP	12-12
13-0	14	Oct. 28, 2000, Win at Louisiana	8-6
14-0	12	Sept. 26, 1953, Loss vs. Arizona St.	6-6
7-6	12	Oct. 24, 1981, Loss vs. UTA	7-5
0-0	12	Oct. 26, 1985, Tie at McNeese	0-0-12
14-6	11	Oct. 28, 2006, Loss at Troy	2-9
14-7	10	Sept. 22, 2012, Loss vs. Troy	8-2
20-17	9	Nov. 13, 2021, Win vs. UTEP	4-5
20-7	9	Aug. 31, 2000, Loss vs. Baylor	5-4
20-0	9	Nov. 9, 1985, Win vs. Lamar	5-4

# 14

## MOST COMMON WINNING SCORE

Has occurred 52 times with the last occurrence being a 14-3 loss vs. Army on Nov. 9, 2024.  
Next Closest: 27 points, 50 times

# 15

## SCORIGAMIS UNDER MORRIS

North Texas has had 14 games end with a unique final score under HC Eric Morris. The Mean Green are 6-8 in those games.

## What is Scorigami?

Scorigami is the art of building final scores that have never happened before. Jon Bois developed the concept to find unique scored in NFL history. This chart was inspired by UCF, the first known FBS program to implement Scorigami to track the most common scores in program history.

## How do I read this chart?

The winning team's score is along the top (horizontal axis) and the losing team's score is along the left (vertical axis). Scores marked in light green have happened, scores in white have not yet happened, scores in dark green are impossible. The bottom half is all dark green because the losing team can not score more points than the winning team. The number in the green square represents the amount of UNT games with that final score. Scores bordered in black are results from the 2025 season.



## THE LAST TIME A UNT PLAYER...

### INDIVIDUAL RUSHING

Rushed for 100+ yards .....	140, Caleb Hawkins vs. South Alabama (9/27/25)
Had 100+ yards rushing at halftime .....	146, Makenzie McGill II at Temple (11/30/24)
Had consecutive games w/ 100+ rush yards .....	Adeyi & Adaway, 2 games (11/18-11/25/23)
Had 3 consecutive games w/ 100+ rush yards .....	Ayo Adeyi, 3 games (9/16-10/7/23)
Had 4 consecutive games w/ 100+ rush yards .....	DeAndre Torrey, 4 games (10/27-11/24/18)
Had 100+ rushing yards (QB) .....	169, Jason Bean at Middle Tennessee (10/17/20)
Rushed for 150+ yards .....	155, Makenzie McGill II at Temple (11/30/24)
Rushed for 200+ yards .....	244, DeAndre Torrey vs. Northwestern St. (9/4/21)
Rushed for 250+ yards .....	251, Brandin Byrd at Tulsa (11/30/13)
Rushed for 300+ yards .....	313, Lance Dunbar vs. Middle Tennessee (12/3/11)
Had 30+ rushing attempts .....	30, Jeffery Wilson at Southern Miss (9/30/17)
Had 35+ rushing attempts .....	40, Lance Dunbar vs. Middle Tennessee (12/3/11)
Had 40+ rushing attempts .....	40, Lance Dunbar vs. Middle Tennessee (12/3/11)
Rushed for 2+ TDs .....	2, Caleb Hawkins vs. South Alabama (9/27/25)
Rushed for 3+ TDs .....	4, Caleb Hawkins at Army (9/20/25)
Rushed for 4+ TDs .....	4, Caleb Hawkins at Army (9/20/25)
Rushed for 5+ TDs .....	Never
Had a 50+ yard rushing play .....	70, Drew Mestemaker vs. Texas State (1/3/25)*
Had a 60+ yard rushing play .....	70, Drew Mestemaker vs. Texas State (1/3/25)*
Had a 70+ yard rushing play .....	70, Drew Mestemaker vs. Texas State (1/3/25)*
Had an 80+ yard rushing play .....	80, Damashja Harris vs. SFA (9/7/24)*
Had a 90+ yard rushing play .....	92, Ayo Adeyi vs. LA Tech (10/15/22)*

### INDIVIDUAL PASSING

Passed for 250+ yards .....	329, Drew Mestemaker vs. Lamar (8/30/25)
Passed for 300+ yards .....	329, Drew Mestemaker vs. Lamar (8/30/25)
Had 300+ yards at halftime .....	384, Austin Aune vs. Florida International (11/5/22)
Passed for 400+ yards .....	449, Chandler Morris vs. Tulane (10/26/24)
Passed for 500+ yards .....	601, Daniel Meager at SMU (9/8/07)
Passed for 600+ yards .....	601, Daniel Meager at SMU (9/8/07)
Passed for 3+ TDs .....	4, Drew Mestemaker vs. Washington State (9/13/25)
Passed for 4+ TDs .....	4, Drew Mestemaker vs. Washington State (9/13/25)
Passed for 4+ TDs in a half .....	4, Chandler Rogers, second half, vs. Memphis (10/28/23)
Passed for 5+ TDs .....	5, Chandler Morris vs. Tulsa (9/28/24)
Passed for 5+ TDs in a half .....	5, Austin Aune, first half vs. Florida International (11/5/22)
Passed for 6+ TDs .....	7, Mason Fine vs. UTEP (11/2/19)
Passed for 7+ TDs .....	7, Mason Fine vs. UTEP (11/2/19)
Passed for 8+ TDs .....	8, Giovanni Vizza vs. Navy (11/10/07)
Had 30+ completions .....	38, Chandler Morris vs. East Carolina (11/23/24)
Had 40+ completions .....	40, Mason Fine vs. SMU (9/1/18)
Had 40+ attempts .....	41, Drew Mestemaker vs. Texas State (1/3/25)
Had 50+ attempts .....	57, Chandler Morris vs. Tulane (10/26/24)
Had 60+ attempts .....	61, Chandler Morris at Memphis (10/19/24)
Had a 50+ yard passing play .....	68, Mestemaker to Hawkins vs. South Alabama (9/27/25)*
Had a 60+ yard passing play .....	68, Mestemaker to Hawkins vs. South Alabama (9/27/25)*
Had a 70+ yard passing play .....	75, Chandler Morris to DT Sheffield at Memphis (10/19/24)*
Had an 80+ yard passing play .....	96, Chandler Morris to Blair Conwright vs. Tulsa (9/28/24)*

\* Scored a touchdown on the play

## UNT QUICK FACTS

Location	Denton, Texas
Founded	1890
President	Dr. Harrison Keller
Enrollment	46,940
Athletic Director	Jared Mosley
Nickname	Mean Green
Colors	Green and White
Home Field	DATCU Stadium
Capacity	30,100
Surface	Field Turf Cool Play
First Year of Football	1913
Years of Football	110
Conference	American Conference
Head Coach	Eric Morris
Overall Record	40-32 (7th Season)
Record at UNT	16-14 (7-10)
Primary Offense	Multiple
Primary Defense	4-2-5

## UNT TEAM RECORD

Overall	554-548-34
FBS Overall	272-435-12
FBS Home	135-121-3
FBS Away	126-278-9
FBS Neutral	11-36
Since DIV 1-A (1995)	144-223
DATCU Stadium Record	55-31

## VS. FBS CONFERENCES

American	40-80
ACC	16-48-1
Big 12	28-76-1
Big Ten	1-4
CUSA	92-59-7
Independent	0-0
MAC	4-6
Mountain West	17-34-1
Pac 12	2-1
SEC	5-63
Sun Belt	74-68-3

## CURRENT TEAM STREAKS

Wins	5
Home Wins	3
Away Wins	3
American Wins	2
American Losses	0
Losses	0
Home Losses	0
Away Losses	0
Non-conference Wins	4
Non-conference Losses	0

**collegepressbox**  
SINCE 2005 EVERYTHING BUT THE PREGAME MEAL

collegepressbox is the official media website for Division I

football. Access and download game notes, quotes, statistics,

media guides, headshots, logos and more for all FBS schools,

conferences, postseason games, awards and the College

Football Playoff. For access, please register for an account at

collegepressbox.com/register.

## THE LAST TIME A UNT PLAYER...

### INDIVIDUAL RECEIVING

Caught 10+ passes .....	11, DT Sheffield at Florida Atlantic (10/12/24)
Caught 11+ passes.....	11, DT Sheffield. at Florida Atlantic (10/12/24)
Caught 12+ passes .....	12, Damon Ward Jr. at South Alabama (8/31/24)
Caught 15+ passes .....	15, Carlos Harris vs USM (10/18/14)
Had 100+ receiving yards.....	133, Damon Ward Jr.; 104, Miles Coleman vs. Texas State (1/3/25)
Had 100+ yards receiving at halftime .....	104, Miles Coleman vs. Texas State (1/3/25)
Had 100+ yards receiving in second half .....	164, Damon Ward Jr. at South Alabama (8/31/24)
Had consecutive games w/ 100+ rec. yards.....	DT Sheffield, 3 games (10/12-10/26/2024)
Had 3 consecutive games w/ 100+ rec. yards.....	DT Sheffield, 3 games (10/12-10/26/2024)
Had 150+ receiving yards.....	230, Damon Ward Jr. at South Alabama (8/31/24)
Had 200+ receiving yards.....	230, Damon Ward Jr. at South Alabama (8/31/24)
Had 250+ receiving yards.....	327, Casey Fitzgerald at SMU (9/8/07)
Had 300+ receiving yards.....	327, Casey Fitzgerald at SMU (9/8/07)
Had 2+ receiving TDs .....	2, Wyatt Young vs. Lamar (8/30/25)
Had 3+ receiving TDs .....	3, DT Sheffield vs. SFA (9/7/24)
Had 3+ receiving TDs in a half .....	First Half, DT Sheffield vs. SFA (9/7/24)
Had 4+ receiving TDs .....	4, Jaelon Darden at UTEP (12/11/20)
Had 5+ receiving TDs .....	5, Casey Fitzgerald vs. Navy (11/10/07)
Had consecutive games w/ rec. TD .....	Tre Williams III (9/6-9/13/25)
Had 5+ consecutive games w/ rec. TD .....	DT Sheffield, 5 games (9/21-10/26/24)
Had 8+ consecutive games w/ rec. TD .....	Ja'Mori Maclin, 8 games (9/2-10/28/23)
Had 10+ consecutive games w/ rec. TD .....	Jaelon Darden, 10 games (11/30/19-12/11/20)
Had 100+ receiving yards (RB) .....	106, Antoine Jimmerson vs. Louisiana (10/16/12)

### INDIVIDUAL DEFENSE

Had 15+ tackles.....	16 (10 solo/6 assist), Jaylen Smith vs. East Carolina (11/23/24)
Had 20+ tackles.....	21 (9 solo/12 assist), Chris Hurd at Air Force (9/13/03)
Had 10+ solo tackles .....	10, Jaylen Smith vs. East Carolina (11/23/24)
Had 3+ players with 10+ tackles.....	11, Patrick Smith-Young; 11, Ethan Wesloski; 11, Shane Whitter; 10, Fatafehi Vailea II at Army (9/20/25)
Had 4+ players with 10+ tackles.....	11, Patrick Smith-Young; 11, Ethan Wesloski; 11, Shane Whitter; 10, Fatafehi Vailea II at Army (9/20/25)
Had 3+ sacks.....	3.0, Mazin Richards vs. LA Tech (10/15/22)
Had 4+ tackles for loss .....	4.0, KD Davis at Missouri (10/9/21)
Had 2+ interceptions .....	2, Evan Jackson vs. Tulsa (9/28/24)
Had 3+ interceptions .....	3, Ken Fontno vs. Wichita State (11/20/71)
Returned an interception for a TD .....	58 yards by Ridge Texada vs. Florida Atlantic (10/1/22)
Had 4+ pass breakups .....	4, Ridge Texada vs. Florida Atlantic (10/1/22)
Returned a fumble for a TD .....	0 yards by Ethan Wesloski vs. Lamar (8/30/25)

### INDIVIDUAL SPECIAL TEAMS

Made 3+ field goals .....	3, Kali Nguma vs. Wyoming (9/21/24)
Made 4+ field goals .....	4, Noah Rauschenberg at LA Tech (9/16/23)
Made 5+ field goals .....	4, Noah Rauschenberg at LA Tech (9/16/23)
Made a 50+ yard field goal .....	51, Ethan Mooney at Charlotte (10/26/19)
Made a 60+ yard field goal .....	61, Garrett Courtney vs. Idaho (10/31/98)
Made a GW FG with less than 1:00 remaining.....	0:00, 32 yards, Noah Rauschenberg vs. UAB (11/25/23)
Had a 60+ yard punt.....	62, Sawyer Evans vs. UAB (11/25/23)
Had a 70+ yard punt.....	70, Berna Rodriguez vs. Miami (OH) (12/23/21)
Had an 80+ yard punt.....	92, Toby Gowin vs. Vanderbilt (10/12/96)
Had a 90+ yard punt.....	92, Toby Gowin vs. Vanderbilt (10/12/96)
Returned a kickoff for a TD.....	99 yards by Kaylon Horton at UNLV (9/17/22)
Returned a punt for a TD.....	90 yards by Keegan Brewer at Arkansas (9/15/18)
Blocked a punt.....	JJ Jean-Louis vs. Washington State (9/13/25)
Blocked 2+ punts.....	vs. Old Dominion (10/28/17)
Blocked a FG.....	DeShawn Gaddie at Middle Tennessee (10/17/20)
Blocked a PAT .....	Roderick Brown vs. California (9/2/23)
Returned a blocked punt for a TD .....	0 yards, C.J. Garnett at South Alabama (8/31/24)
Returned a blocked FG for a TD .....	66 yards, Phillip Littlejohn vs. Idaho (10/4/97)

## THE LAST TIME A UNT OPPONENT...

### RUSHING OFFENSE

Rushed for 150+ yards .....	204, South Alabama (9/27/25)
Rushed for 200+ yards .....	204, South Alabama (9/27/25)
Rushed for 250+ yards .....	387, Army (9/20/25)
Rushed for 300+ yards .....	387, Army (9/20/25)
Rushed for 400+ yards .....	500, App State (12/21/20)
Rushed for 500+ yards .....	500, App State (12/21/20)

### PASSING OFFENSE

Passed for 300+ yards .....	307, Texas State (1/3/25)
Passed for 400+ yards .....	432, South Alabama (8/31/24)
Passed for 500+ yards .....	563, Houston (9/10/11)

### TOTAL OFFENSE

Had 400+ yards of total offense .....	488, Army (9/20/25)
Had 450+ yards of total offense .....	488, Army (9/20/25)
Had 500+ yards of total offense .....	508, Texas State (1/3/25)
Had 600+ yards of total offense .....	600, Memphis (10/28/23)

### INDIVIDUAL RUSHING

Had a player rush for 100+ yards .....	117, Dewayne Coleman; 113, Hayden Reed, Army (9/20/25)
Had 2 players rush for 100+ yards .....	117, Dewayne Coleman; 113, Hayden Reed, Army (9/20/25)
Had a player rush for 150+ yards .....	168, Robert Henry, UTSA (11/15/24)
Had a player rush for 200+ yards .....	227, Aidan Robbins, UNLV (9/17/22)
Had a player rush for 300+ yards .....	319, Camerun Peoples, App St. (12/21/20)
Had a quarterback rush for 100+ yards .....	117, Dewayne Coleman, Army (9/20/25)
Had a player rush for 2+ TDs .....	2, Broc Lowry, Western Michigan (9/6/25)
Had a player rush for 3+ TDs .....	3, Rahjai Harris, East Carolina (11/23/24)
Had a player rush for 4+ TDs .....	4, Mario Anderson Jr., Memphis (10/19/24)
Had a player rush for 5+ TDs .....	5, Camerun Peoples, App State (12/21/20)

### INDIVIDUAL RECEIVING

Had a player catch 10+ passes .....	10, Jamaal Pritchett, South Alabama (8/31/24)
Had a player receive 100+ yards .....	155, Jaden Williams, Texas State (1/3/25)
Had a player receive 200+ yards .....	208, Kalib Woods, Florida Atlantic (12/2/17)
Had 2 players receive 100+ yards .....	121, Anthony Smith; 112, Yannick Smith, East Carolina (11/23/24)
Had a player receive 3+ TDs .....	3, Blayne Taylor, Abilene Christian (9/30/23)
Had a player receive 4+ TDs .....	4, Cortland Sutton, SMU (9/9/17)

### SCORING

Scored 30+ points .....	38, Army (9/20/25)
Scored 40+ points .....	40, East Carolina (11/23/24)
Scored 50+ points .....	52, Memphis (10/19/24)
Scored 60+ points .....	66, Texas Tech (9/14/24)

### MISC.

Returned a kickoff for a TD .....	100 yards by Tyler King, Wyoming (9/21/24)
Returned a punt for a TD .....	72 yards by Demario Douglas, Liberty (10/23/21)
Returned a kickoff & punt for a TD same game .....	Houston (9/28/19)
Returned an INT for a TD .....	44 yards by Bralyn Lux, Texas Tech (9/14/24)
Returned 2 INT for a TD .....	Jaylon Allen and Xavier Cullens, Memphis (9/24/22)
Returned a fumble for a TD .....	20 yards by Gregory Grate, Middle Tennessee (10/17/20)
Returned a blocked punt for a TD .....	0 yards by Brandon Moss, UTEP (11/26/16)
Blocked a punt .....	Avery Morris, UTSA (10/22/22)
Blocked a PAT .....	JaQués Evans, WKU (10/29/22)
Blocked a FG .....	Andrew Wilson-Lamp, East Carolina (11/23/24)
Returned a blocked FG for a TD .....	62 yards by Derrick Strozier, Tulane (10/5/13)
Recorded a safety .....	TEAM, UNLV (9/17/22)
Recovered an onside kick .....	UTSA (11/15/24)
Scored a 2-point conversion .....	Pass, Yulkeith Brown from Darian Mensah, Tulane (10/26/24)
Recorded a shutout .....	32-0, Florida (9/17/16)

# THE LAST TIME UNT...

## SCORING

Scored 30 or more points .....	36 vs. South Alabama (9/27/25)
Scored 40 or more points .....	45 at Army (9/20/25)
Scored 50 or more points .....	59 vs. Washington State (9/13/25)
Scored 60 or more points .....	77 vs. Nicholls State (9/20/14)
Scored 70 or more points .....	77 vs. Nicholls State (9/20/14)
Scored 40 or more points in consecutive games.....	2, 59 vs. Washington State; 45 at Army (9/13-9/20/25)
Scored 40 or more points in 3+ consecutive games .....	4, 44 vs. Wyoming; 52 vs. Tulsa; 41 at Florida Atlantic; 44 at Memphis (9/21-10/19/24)
Scored 40 or more points in 4+ consecutive games .....	4, 44 vs. Wyoming; 52 vs. Tulsa; 41 at Florida Atlantic; 44 at Memphis (9/21-10/19/24)

## TOTAL OFFENSE

Had 30+ First Downs .....	30 vs. East Carolina (11/23/24)
Had 35+ First Downs .....	37 vs. UAB (11/25/23)
Had more than 400 total yards .....	429 vs. South Alabama (9/27/25)
Had more than 450 total yards .....	478 at Army (9/20/25)
Had more than 500 total yards .....	525 vs. Tulane (10/26/24)
Had more than 600 total yards .....	653 at Memphis (10/19/24)
Had more than 700 total yards .....	768 at Middle Tennessee (10/17/20)
Had a 100+ yard rusher and 100+ yard receiver .....	120, Shane Porter; 109, DT Sheffield vs. Wyoming (9/21/24)
Had a 150+ yard rusher and 150+ yard receiver .....	169, Jason Bean; 204, Jaelon Darden at Middle Tennessee (10/17/20)
Had a 100+ yard rusher and 300+ yard passer .....	120, Shane Porter; 305, Chandler Morris vs. Wyoming (9/21/24)
Had a 100+ yd. rusher, 100+ yd. receiver, 300+ yd. passer .....	120, Shane Porter; 109, DT Sheffield; 305, Chandler Morris vs. Wyoming (9/21/24)
Had two 100+ yd. rushers, two 100+ yd. receivers, 400+ yd. passer .....	132, Adeyi; 113, Adaway; 118, Maclin; 100, Sides; 403, Rogers vs. UAB (11/25/23)
Had a player with a rushing and receiving TD in the same game .....	Caleb Hawkins vs. South Alabama (9/27/25)

## RUSHING OFFENSE

Rushed for 200 or more yards .....	229 at Army (9/20/25)
Rushed for 250 or more yards .....	253 at Temple (11/30/24)
Rushed for 300 or more yards .....	475 vs. LA Tech (10/15/22)
Rushed for 400 or more yards .....	475 vs. LA Tech (10/15/22)
Rushed for 450 or more yards .....	475 vs. LA Tech (10/15/22)
Rushed for 4+ touchdowns .....	4 vs. South Alabama (9/27/25)
Rushed for 5+ touchdowns .....	5 at Army (9/20/25)
Rushed for 6+ touchdowns .....	6 vs. UTSA (11/27/21)
Rushed for 7+ touchdowns .....	7 vs. Middle Tennessee (12/3/11)
Had 2+ players rush for 100+ yards .....	132, Ayo Adeyi; 113, Oscar Adaway vs. UAB (11/25/23)
Had 3+ players rush for 100+ yards .....	169, Bean; 143 Torrey; 101 Siggers at MTSU (10/17/20)
Had 2+ players rush for TD .....	2, Hawkins; 1, Coleman; 1, Mestemaker vs. South Alabama (9/27/25)
Had 3+ players rush for TD .....	2, Hawkins; 1, Coleman; 1, Mestemaker vs. South Alabama (9/27/25)
Had 4+ players rush for TD .....	1, Adaway; 1, Adeyi; 1, Horton; 1, Ragsdale vs. LA Tech (10/15/22)
Had 2+ rush for 2+ TDs .....	3, DeAndre Torrey; 2, Ikaika Ragsdale vs. No. 15 UTSA (11/27/21)

## PASSING OFFENSE

Passed for 300 or more yards .....	329 vs. Lamar (8/30/25)
Passed for 350 or more yards .....	393 vs. Texas State (1/3/25)
Passed for 400 or more yards .....	449 vs. Tulane (10/26/24)
Passed for 500 or more yards .....	601 at SMU (9/8/07)
Passed for 600 or more yards .....	601 at SMU (9/8/07)
Passed for 5+ touchdowns .....	5 vs. Tulsa (9/28/24)
Passed for 6+ touchdowns .....	7 vs. UTEP (11/2/19)
Passed for 7+ touchdowns .....	7 vs. UTEP (11/2/19)
Had 2 players with 100+ receiving yards .....	133, Ward Jr.; 104, Coleman vs. Texas State (1/3/25)
Had 3+ players with receiving TD .....	1, Day; 1, Sides; 1, Williams III; 1, Young vs. Washington State (9/13/25)
Had 4+ players with receiving TD .....	1, Day; 1, Sides; 1, Williams III; 1, Young vs. Washington State (9/13/25)
Had 2+ players with 2+ receiving TDs .....	3, Burns; 2, Maclin vs. Memphis (10/28/23)



## THE LAST TIME UNT...

### TEAM DEFENSE

Had 90+ tackles.....	95 (37 solo-58 assist) at Army (9/20/25)
Had 100+ tackles.....	103 (47 solo-56 assist) at UTSA (10/22/22)
Had 7+ sacks.....	7 vs. LA Tech (10/15/22)
Had 8+ sacks.....	13 vs. Nicholls (9/20/14)
Had 10+ tackles-for-loss.....	11 at Missouri (10/9/21)
Had 15+ tackles-for-loss.....	16 vs. Memphis (12/16/03)
Forced 4+ fumbles.....	5 vs. Northwestern State (9/4/21)
Forced 5+ fumbles.....	5 vs. Northwestern State (9/4/21)
Recovered 4+ fumbles.....	5 vs. UTEP (11/28/15)
Had 8+ pass breakups.....	8 vs. Texas Southern (9/10/22)
Had 10+ pass breakups.....	11 vs. ULM (11/2/02)
Had 3+ interceptions.....	3 vs. Washington State (9/13/25)
Had 4+ interceptions.....	4 at UTEP (12/11/20)
Had 5+ interceptions.....	6 at Arkansas (9/15/18)
Forced 4+ turnovers.....	5 vs. Washington State (9/13/25)
Forced 5+ turnovers.....	5 vs. Washington State (9/13/25)
Allowed fewer than 75 total yards.....	49 vs. Lamar (11/5/83)
Allowed fewer than 100 total yards.....	95 vs. Abilene Christian (9/5/92)
Allowed fewer than 150 total yards.....	119 vs. Lamar (8/30/25)
Allowed fewer than 200 total yards.....	119 vs. Lamar (8/30/25)
Allowed fewer than 250 total yards.....	119 vs. Lamar (8/30/25)
Allowed fewer than 300 total yards.....	275 vs. Washington State (9/13/25)
Allowed 10 or Fewer First Downs.....	8 vs. Lamar (8/30/25)
Returned two fumbles for a TD.....	37 yards by Grayson Murphy; 53 yards by KD Davis at Southern Miss (11/6/21)
Recorded two defensive TDs.....	37-yard fumble recovery by Grayson Murphy; 53-yard fumble recovery by KD Davis at Southern Miss (11/6/21)
Recorded a safety.....	Team safety vs. Southern Miss (11/19/16)
Recorded 2+ safeties.....	3 vs. Louisiana (9/27/03)

### SCORING DEFENSE

Allowed 0 points.....	0 vs. Lamar (8/30/25)
Allowed 3 or fewer points.....	0 vs. Lamar (8/30/25)
Allowed 7 or fewer points.....	0 vs. Lamar (8/30/25)
Allowed 10 or fewer points.....	10 vs. Washington State (9/13/25)
Allowed 20 or fewer points.....	10 vs. Washington State (9/13/25)

### RUSHING DEFENSE

Allowed 0 or fewer rushing yards.....	-6 vs. Abilene Christian (9/5/92)
Allowed 20 or fewer rushing yards.....	4 vs. SMU (9/1/18)
Allowed 40 or fewer rushing yards.....	27 vs. Lamar (8/30/25)
Allowed 60 or fewer rushing yards.....	27 vs. Lamar (8/30/25)
Allowed 80 or fewer rushing yards.....	64 vs. Washington State (9/13/25)
Allowed 100 or fewer rushing yards.....	64 vs. Washington State (9/13/25)

### PASSING DEFENSE

Allowed 10 or fewer passing yards.....	7 vs. Abilene Christian (9/1/94)
Allowed 30 or fewer passing yards.....	15 vs. Army (11/9/24)
Allowed 50 or fewer passing yards.....	15 vs. Army (11/9/24)
Allowed 100 or fewer passing yards.....	87 at Western Michigan (9/6/25)
Allowed 150 or fewer passing yards.....	101 at Army (9/20/25)
Allowed 200 or fewer passing yards.....	192 vs. South Alabama (9/27/25)

### MISCELLANEOUS TEAM

UNT wins when holding opponents to 10 points or less.....	42 consecutive, last loss at Marshall 7-0 (11/25/88)
Overcame a 14+ point deficit.....	14 at Western Michigan (9/6/25)
Overcame a 17+ point deficit.....	17 at Rice (9/24/16)
Overcame a 20+ point deficit.....	23 at Cincinnati (11/1/69)
Recovered an onside kick.....	at Tulane (10/21/23)
Recorded a shutout.....	51-0 vs. Lamar (8/30/25)
Scored a 2-point conversion.....	Pass, Landon Sides from Chandler Rogers vs. UAB (11/25/23)
Scored a game-winning touchdown with less than 1:00 remaining.....	0:58, 3-yard pass, DT Sheffield from Chandler Morris at FAU (10/12/24)

# UNT FOOTBALL 2025

OVERALL: 5-0 (HOME 3-0, ROAD 2-0, NEUTRAL 0-0) | AMERICAN: 1-0 (HOME 0-0, ROAD 1-0, NEUTRAL 0-0)

## Team Results

	Date	Opponent		Score	Att.
	08/30/2025	Lamar University	W	51-0	20594
	09/06/2025	at Western Mich.	Wot1	33-30	20051
	09/13/2025	Washington St.	W	59-10	26837
*	09/20/2025	at Army West Point	Wot1	45-38	28446
	09/27/2025	South Alabama	W	36-22	16575

## Rushing

Player	gp	att	gain	loss	net	avg	td	lg	avg/g
Makenzie McGill II	5	63	331	13	318	5.0	4	27	63.6
Caleb Hawkins	4	42	307	0	307	7.3	7	27	76.8
Jayden Becks	4	21	95	8	87	4.1	2	16	21.8
Kiefer Sibley	2	13	79	3	76	5.8	2	30	38.0
Drew Mestemaker	5	22	111	46	65	3.0	2	31	13.0
Miles Coleman	5	2	22	0	22	11.0	1	18	4.4
Reese Poffenbarger	2	4	24	4	20	5.0	0	12	10.0
Ashton Gray	3	7	18	2	16	2.3	0	7	5.3
Cameron Dorner	5	1	2	0	2	2.0	0	2	0.4
Team	5	6	0	11	-11	-1.8	0	0	-2.2
Total	5	181	989	87	902	5.0	18	31	180.4
Opponents	5	225	1014	112	902	4.0	8	75	180.4

## Passing

Player	gp	effic	comp-att-int	pct	yds	td	lg	avg/g
Drew Mestemaker	5	158.4	106-156-0	67.9	1247	11	68	249.4
Reese Poffenbarger	2	114.6	5-7-0	71.4	36	0	11	18.0
Total	5	156.5	111-163-0	68.1	1283	11	68	256.6
Opponents	5	100.2	67-125-6	53.6	679	4	68	135.8

## Receiving

Player	gp	no.	yds	avg	td	lg	avg/g
Miles Coleman	5	23	219	9.5	0	28	43.8
Cameron Dorner	5	15	203	13.5	2	25	40.6
Wyatt Young	5	13	215	16.5	3	46	43.0
Landon Sides	4	12	157	13.1	1	32	39.3
Simeon Evans	5	11	106	9.6	0	30	21.2
Tre Williams III	5	9	105	11.7	2	27	21.0
Caleb Hawkins	4	7	120	17.1	1	68	30.0
Dalton Carnes	5	4	35	8.8	0	13	7.0
Makenzie McGill II	5	3	9	3.0	0	7	1.8
Jayden Becks	4	3	17	5.7	0	8	4.3
Kiefer Sibley	2	2	35	17.5	0	20	17.5
Baron Tipton	5	2	12	6.0	0	15	2.4
Shandon King	2	2	12	6.0	0	7	6.0
Terrence Lewis	4	2	36	18.0	0	22	9.0
Gabe Blair	5	1	-2	-2.0	0	0	-0.4
Ethan Day	5	1	2	2.0	1	2	0.4
Brandon Young Jr.	5	1	2	2.0	1	2	0.4
Total	5	111	1283	11.6	11	68	256.6
Opponents	5	67	679	10.1	4	68	135.8

## Game Records

Record	Overall	Home	Away	Neutral
ALL GAMES	5-0	3-0	2-0	0-0
CONFERENCE	1-0	0-0	1-0	0-0
NON-CONFERENCE	4-0	3-0	1-0	0-0

## Team Statistics

	UNT	OPP
First Downs	122	87
Rushing	48	53
Passing	62	31
Penalty	12	3
Rushing Yardage	902	902
Rushing attempts	181	225
Average per rush	5.0	4.0
Average per game	180.4	180.4
TDs Rushing	18	8
Passing Yardage	1283	679
Comp-Att-Int	111-163-0	67-125-6
Average per pass	7.9	5.4
Average per catch	11.6	10.1
Average per game	256.6	135.8
TDs Passing	11	4
Total offense	2185	1581
Average per play	6.4	4.5
Average per game	437.0	316.2
Kick returns: #-Yards	8-140	13-233
Punt returns: #-Yards	7-44	2-3
Int returns: #-Yards	6-178	0-0
Fumbles-Lost	5-3	9-5
Penalties-Yards	28-237	38-323
Punts-Avg	12-41.2	23-36.6
Time of possession / game	28:11	31:49
3rd-down conversion	28/58	35/80
4th-down conversion	5/9	8/13
PAT-attempts	(27-27) 100%	(11-11) 100%
2-point conversion-attempts	(1-2) 50%	(1-1) 100%

## Interceptions

Player	no.	yds	avg	td	lg
Trey Fields	1	26	26.0	0	26
Shane Whitter	1	43	43.0	0	43
Da'Veawn Armstead	1	35	35.0	0	35
Ethan Wesloski	1	14	14.0	0	14
Evan Jackson	1	60	60.0	0	60
Kollin Lewis	1	0	0.0	0	0
Total	6	178	29.7	0	60
Opponents	0	0	0.0	0	0

# UNT FOOTBALL 2025

OVERALL: 5-0 (HOME 3-0, ROAD 2-0, NEUTRAL 0-0) | AMERICAN: 1-0 (HOME 0-0, ROAD 1-0, NEUTRAL 0-0)

Field Goals

Player	fg	pct.	01-19	20-29	30-39	40-49	50-99	lg	blk
Kali Nguma	5-6	83.3	0-0	5-5	0-0	0-1	0-0	28	0
Opponents	5-5	100.0	0-0	2-2	0-0	3-3	0-0	48	0

Scoring

Player	td	fg	PAT					dpx	saf	pts
			kick	rush	rcv	pass				
Caleb Hawkins	8	-	-	-	-	-	-	-	-	48
Kali Nguma	-	5-6	27-27	-	-	-	-	-	-	42
Makenzie McGill II	4	-	-	-	-	-	-	-	-	24
Wyatt Young	3	-	-	-	1	-	-	-	-	20
Tre Williams III	2	-	-	-	-	-	-	-	-	12
Cameron Dornier	2	-	-	-	-	-	-	-	-	12
Jayden Becks	2	-	-	-	-	-	-	-	-	12
Drew Mestemaker	2	-	-	-	-	1	-	-	-	12
Kiefer Sibley	2	-	-	-	-	-	-	-	-	12
Ethan Wesloski	1	-	-	-	-	-	-	-	-	6
Landon Sides	1	-	-	-	-	-	-	-	-	6
Ethan Day	1	-	-	-	-	-	-	-	-	6
Miles Coleman	1	-	-	-	-	-	-	-	-	6
Brandon Young Jr.	1	-	-	-	-	-	-	-	-	6
Total	30	5-6	27-27	0	1	1	0	0	0	224
Opponents	12	5-5	11-11	1	0	0	0	0	0	100

Score by Periods

Team	1st	2nd	3rd	4th	OT	TOT
North Texas	55	73	51	32	13	224
Opponents	17	24	21	35	3	100

Punting

Player	no.	yds	avg	lg	tb	fc	i20	50+	blk
Sawyer Evans	12	494	41.2	51	0	7	5	1	0
Total	12	494	41.2	51	0	7	5	1	0
Opponents	23	842	36.6	54	1	5	5	3	2

Punt Returns

Player	no.	yds	avg	td	lg
Miles Coleman	5	29	5.8	0	14
Simeon Evans	2	15	7.5	0	11
Total	7	44	6.3	0	14
Opponents	2	3	1.5	0	7

Kick Returns

Player	no.	yds	avg	td	lg
Simeon Evans	6	127	21.2	0	44
Miles Coleman	2	13	6.5	0	8
Total	8	140	17.5	0	44
Opponents	13	233	17.9	0	45

All Purpose

Player	g	rush	rcv	pr	kr	ir	total	avg/g
Caleb Hawkins	4	307	120	0	0	0	427	106.8
Makenzie McGill II	5	318	9	0	0	0	327	65.4
Miles Coleman	5	22	219	29	13	0	283	56.6
Simeon Evans	5	0	106	15	127	0	248	49.6
Wyatt Young	5	0	215	0	0	0	215	43.0
Cameron Dornier	5	2	203	0	0	0	205	41.0
Landon Sides	4	0	157	0	0	0	157	39.3
Kiefer Sibley	2	76	35	0	0	0	111	55.5
Tre Williams III	5	0	105	0	0	0	105	21.0
Jayden Becks	4	87	17	0	0	0	104	26.0
Drew Mestemaker	5	65	0	0	0	0	65	13.0
Evan Jackson	5	0	0	0	0	60	60	12.0
Shane Whitter	5	0	0	0	0	43	43	8.6
Terrence Lewis	4	0	36	0	0	0	36	9.0
Da'Veawn Armstead	5	0	0	0	0	35	35	7.0
Dalton Carnes	5	0	35	0	0	0	35	7.0
Trey Fields	5	0	0	0	0	26	26	5.2
Reese Poffenbarger	2	20	0	0	0	0	20	10.0
Ashton Gray	3	16	0	0	0	0	16	5.3
Ethan Wesloski	5	0	0	0	0	14	14	2.8
Baron Tipton	5	0	12	0	0	0	12	2.4
Shandon King	2	0	12	0	0	0	12	6.0
Ethan Day	5	0	2	0	0	0	2	0.4
Brandon Young Jr.	5	0	2	0	0	0	2	0.4
Gabe Blair	5	0	-2	0	0	0	-2	-0.4
Total	5	902	1283	44	140	178	2547	509.4
Opponents	5	902	679	3	233	0	1817	363.4

Total Offense

Player	g	plays	rush	pass	total	avg/g
Drew Mestemaker	5	178	65	1247	1312	262.4
Makenzie McGill II	5	63	318	0	318	63.6
Caleb Hawkins	4	42	307	0	307	76.8
Jayden Becks	4	21	87	0	87	21.8
Kiefer Sibley	2	13	76	0	76	38.0
Reese Poffenbarger	2	11	20	36	56	28.0
Miles Coleman	5	2	22	0	22	4.4
Ashton Gray	3	7	16	0	16	5.3
Cameron Dornier	5	1	2	0	2	0.4
Total	5	344	902	1283	2185	437.0
Opponents	5	350	902	679	1581	316.2

# UNT FOOTBALL 2025

OVERALL: 5-0 (HOME 3-0, ROAD 2-0, NEUTRAL 0-0) | AMERICAN: 1-0 (HOME 0-0, ROAD 1-0, NEUTRAL 0-0)

## Team Defense

			Tackles				Sacks	Pass defense			Fumbles	blkd		
##	Player	gp	ua	a	tot	tfl/yds	no-yds	int-yds	brup	qbh	fr-yds	ff	kick	saf
7	Shane Whitter	5	23	25	48	1.5-4	.	1-43	.	5	.	1	.	.
6	Trey Fields	5	19	21	40	2-5	.	1-26	1	3	1-0	.	.	.
32	Ethan Wesloski	5	19	12	31	6-20	1.5-8	1-14	1	2	1-0	1	.	.
12	Patrick Smith-Young	4	14	11	25	.	.	.	.	.	.	.	.	.
0	Will Jones II	5	12	9	21	1-3	.	.	1	1	1-20	1	.	.
90	Ethan Day	5	8	12	20	2-13	2-13	.	.	3	.	.	.	.
14	Quinton Hammonds	5	7	12	19	2.5-4	.	.	2	.	.	.	.	.
44	Briceon Hayes	5	8	10	18	1-2	.	.	.	.	.	.	.	.
15	Fatafehi Vailea II	4	5	10	15	.	.	.	.	.	.	1	.	.
2	Da'Veawn Armstead	5	10	4	14	2-16	1-14	1-35	1	.	.	.	.	.
3	Evan Jackson	5	9	5	14	0.5-2	.	1-60	.	.	.	.	.	.
45	Zhaiylen Scott	5	9	5	14	2-7	2-7	.	.	3	1-0	.	.	.
1	David Fisher	4	5	5	10	.	.	.	2	1	.	.	.	.
40	Keviyen Huddleston	5	6	3	9	4-18	2.5-16	.	.	.	1-0	.	.	.
8	Richard Outland Jr.	5	5	3	8	1-3	.	.	.	.	.	.	.	.
98	Saadiq Clements	5	3	5	8	2-5	.	.	.	.	.	.	.	.
94	Jayden Williams	5	6	2	8	.	.	.	.	.	.	.	.	.
93	Terrell Washington	5	2	5	7	0.5-0	.	.	.	.	.	.	.	.
25	Kollin Lewis	4	4	1	5	1-4	.	1-0	.	.	.	.	.	.
30	BJ Allen Jr.	5	2	2	4	.	.	.	1	.	.	.	.	.
19	Kenton Allen	3	2	2	4	.	.	.	.	.	.	.	.	.
26	S'Maje Burrell	4	.	3	3	.	.	.	.	.	.	.	.	.
4	Tyrane Stewart	2	3	.	3	.	.	.	.	.	.	.	.	.
97	Joshua Pierce	5	2	.	2	1-3	1-3	.	.	.	.	.	.	.
42	Brayden Knox	1	2	.	2	.	.	.	.	.	.	.	.	.
36	Jaden Manning	3	1	1	2	.	.	.	.	.	.	.	.	.
13	Jackson Lataimua	3	1	.	1	.	.	.	.	.	.	.	.	.
35	J.J. Jean-Louis	5	1	.	1	.	.	.	.	.	.	.	1	.
22	Julian Knox	5	1	.	1	.	.	.	.	.	.	.	.	.
20	Bryce Garza	2	.	1	1	.	.	.	.	.	.	.	.	.
95	Rudy Vargas Jr.	2	.	1	1	.	.	.	.	1	.	.	.	.
<b>Totals</b>		<b>5</b>	<b>189</b>	<b>170</b>	<b>359</b>	<b>30-109</b>	<b>10-61</b>	<b>6-178</b>	<b>9</b>	<b>19</b>	<b>5-20</b>	<b>4</b>	<b>2</b>	<b>0</b>
Opponents		5	179	138	317	20-81	5-37	0-0	14	10	3-0	3	0	0



# UNT FOOTBALL 2025

OVERALL: 5-0 (HOME 3-0, ROAD 2-0, NEUTRAL 0-0) | AMERICAN: 1-0 (HOME 0-0, ROAD 1-0, NEUTRAL 0-0)

## North Texas - Long Plays

25-YARD PLUS PLAYS			
Yds	Type	Player(s)	Opponent
68*	Pass	Hawkins,Caleb from Mestemaker,Drew	South Alabama
60	INT	Jackson,Evan	Washington St.
46	Pass	Young,Wyatt from Mestemaker,Drew	Lamar University
44	KR	Evans,Simeon	South Alabama
43	INT	Whitter,Shane	Washington St.
36	Pass	Young,Wyatt from Mestemaker,Drew	South Alabama
35	INT	Armstead,Da'Vea	Army West Point
32	Pass	Sides,Landon from Mestemaker,Drew	Western Michigan
32*	Pass	Young,Wyatt from Mestemaker,Drew	Lamar University
31	Rush	Mestemaker,Drew	Western Michigan
30	Pass	Evans,Simeon from Mestemaker,Drew	Lamar University
30	Rush	Sibley,Kiefer	Lamar University
28	Pass	Coleman,Miles from Mestemaker,Drew	Army West Point
27*	Rush	Hawkins,Caleb	South Alabama
27	Rush	McGill II,Maken	Washington St.
27	Pass	Williams III,Tr from Mestemaker,Drew	South Alabama
26	KR	Evans,Simeon	Army West Point
26	INT	Fields,Trey	Lamar University
25*	Pass	Dorner,Cameron from Mestemaker,Drew	Lamar University

\* touchdown scored on play

LONG PLAYS BY THE NUMBERS		
Long Plays By Yards	No.	TD
100+	0	0
90-99	0	0
80-89	0	0
70-79	0	0
60-69	2	1
50-59	0	0
40-49	3	0
30-39	7	1
20-29	20	3
Long Plays By Type		
	No.	TD
Rushing	6	2
Passing	18	3
Punt returns	0	0
Kick returns	3	0
Interceptions	4	0
Fumble returns	1	0
Other	0	0
TOTAL	32	5

25-YARD PLUS BY PLAYER									
Player	No.	TD	R	P	KR	PR	IR	FR	
Young,Wyatt	5	1	0	5	0	0	0	0	
Evans,Simeon	4	0	0	1	3	0	0	0	
Hawkins,Caleb	3	3	2	1	0	0	0	0	
Dorner,Cameron	3	1	0	3	0	0	0	0	
Sibley,Kiefer	3	0	2	1	0	0	0	0	
Williams III,Tr	2	0	0	2	0	0	0	0	
Coleman,Miles	2	0	0	2	0	0	0	0	
Sides,Landon	2	0	0	2	0	0	0	0	
McGill II,Maken	1	0	1	0	0	0	0	0	
Fields,Trey	1	0	0	0	0	0	1	0	
Jackson,Evan	1	0	0	0	0	0	1	0	
Lewis,Terrence	1	0	0	1	0	0	0	0	
Jones II,Will	1	0	0	0	0	0	0	1	
Whitter,Shane	1	0	0	0	0	0	1	0	
Mestemaker,Drew	1	0	1	0	0	0	0	0	
Armstead,Da'Vea	1	0	0	0	0	0	1	0	
TOTAL	32	5	6	18	3	0	4	1	

### LONGEST PLAYS OF THE YEAR

**Rushing**  
31 Mestemaker,Drew vs Western Michigan (9/8/2025)

**Rushing Touchdown**  
27 Hawkins,Caleb vs South Alabama (9/27/2025)

**Passing**  
68 Hawkins,Caleb from Mestemaker,Drew vs South Alabama (9/27/2025)

**Passing Touchdown**  
68 Hawkins,Caleb from Mestemaker,Drew vs South Alabama (9/27/2025)

**Punt Return**  
14 Coleman,Miles vs South Alabama (9/27/2025)

**Kick Return**  
44 Evans,Simeon vs South Alabama (9/27/2025)

**Interception Return**  
60 Jackson,Evan vs Washington St. (9/13/2025)

**Fumble Return**  
20 Jones II,Will vs Army West Point (9/20/2025)

**Punt**  
51 Evans,Sawyer vs Washington St. (9/13/2025)

**Field Goal**  
28 Nguma,Kali vs Lamar University (8/30/2025)

# UNT FOOTBALL 2025

OVERALL: 5-0 (HOME 3-0, ROAD 2-0, NEUTRAL 0-0) | AMERICAN: 1-0 (HOME 0-0, ROAD 1-0, NEUTRAL 0-0)

## UNT SCORING DRIVES

OPPONENT	PLAYS	DRIVE		DRIVE START	QTR/ CLOCK	PLAY
		YDS	TIME			
Lamar	8	75	3:39	1Q/15:00	1Q/11:21	Mestemaker 2 yd rush
Lamar	9	65	2:43	1Q/8:29	1Q/5:46	McGill II 1 yd rush
Lamar	7	54	3:03	2Q/9:38	2Q/6:35	Young, W. 5 yd pass from Mestemaker
Lamar	6	76	1:46	2Q/3:39	2Q/1:53	Dorner 25 yd pass from Mestemaker
Lamar	4	7	0:49	2Q/1:46	2Q/0:57	Nguma 28 yd FG
Lamar	-	-	-	-	2Q/0:27	Wesloski 0 yd fumble return
Lamar	5	52	2:04	3Q/13:20	3Q/11:16	Sibley 1 yd rush
Lamar	4	62	1:36	3Q/10:17	3Q/8:41	Young, W. 32 yd pass from Mestemaker
Western Michigan	8	68	2:45	2Q/13:33	2Q/10:48	Sibley 10 yd rush
Western Michigan	13	68	4:23	3Q/15:00	3Q/10:37	Nguma 22 yd FG
Western Michigan	4	67	1:53	3Q/6:33	3Q/4:40	Williams III 18 yd pass from Mestemaker
Western Michigan	9	65	4:10	4Q/14:13	4Q/10:03	Dorner 4 yd pass from Mestemaker
Western Michigan	9	68	1:49	4Q/3:23	4Q/1:34	Nguma 25 yd FG
Western Michigan	3	25	--	OT1	OT1	McGill II 3 yd rush
Washington State	10	75	4:27	1Q/15:00	1Q/10:33	McGill II 7 yd rush
Washington State	1	12	0:08	1Q/7:41	1Q/7:33	Becks 12 yd rush
Washington State	3	19	1:18	2Q/8:25	2Q/7:07	Young Jr. 2 yd pass from Mestemaker
Washington State	5	30	1:39	2Q/5:03	2Q/3:24	Williams III 6 yd pass from Mestemaker
Washington State	1	12	0:15	2Q/1:54	2Q/1:39	Sides 12 yd pass from Mestemaker
Washington State	2	20	0:36	2Q/1:30	2Q/0:54	Becks 14 yd rush
Washington State	9	67	3:48	3Q/13:34	3Q/9:46	Nguma 26 yd FG
Washington State	10	68	4:53	3Q/7:23	3Q/2:30	Day 2 yd pass from Mestemaker
Washington State	11	80	5:57	4Q/14:51	4Q/8:54	Hawkins 3 yd rush
Army	15	75	6:38	1Q/15:00	1Q/8:22	Hawkins 4 yd rush
Army	5	44	1:45	1Q/5:06	1Q/3:21	McGill II 6 yd rush
Army	3	18	0:39	1Q/2:03	1Q/1:24	Hawkins 7 yd rush
Army	2	10	1:00	2Q/7:35	2Q/6:35	Young, W. 6 yd pass from Mestemaker
Army	12	67	4:35	3Q/11:00	3Q/6:25	Nguma 23 yd FG
Army	6	60	2:22	4Q/11:25	4Q/9:03	Hawkins 21 yd rush
Army	5	25	--	OT1	OT1	Hawkins 3 yd rush
South Alabama	8	75	3:36	1Q/10:40	1Q/7:04	Coleman 18 yd rush
South Alabama	4	35	1:10	2Q/8:29	2Q/7:19	Hawkins 6 yd rush
South Alabama	2	64	0:35	3Q/11:00	3Q/10:25	Hawkins 68 yd pass from Mestemaker
South Alabama	7	47	3:43	3Q/5:51	3Q/2:08	Mestemaker 4 yd rush
South Alabama	7	75	4:12	4Q/6:11	4Q/1:59	Hawkins 27 yd rush

## DRIVES SUPERLATIVES

<b>MOST PLAYS:</b>	15, at Army (TD)	<b>FEWEST PLAYS:</b>	1, 2x, last vs. WSU (TD)
<b>MOST YARDS:</b>	80, vs. Washington St. (TD)	<b>FEWEST YARDS:</b>	7, vs. Lamar (FG)
<b>LONGEST TIME:</b>	6:38, at Army (TD)	<b>SHORTEST TIME:</b>	0:08, vs. WSU (TD)

## OPPONENT SCORING DRIVES

TEAM	PLAYS	DRIVE		DRIVE START	QTR/ CLOCK	PLAY
		YDS	TIME			
Western Michigan	9	61	4:34	1Q/3:07	2Q/13:33	Lowry 25 yd rush
Western Michigan	5	64	2:40	2Q/10:48	2Q/8:08	Buckley 17 yd pass from Lowry
Western Michigan	10	30	2:54	2Q/2:54	2Q/0:00	Domschke 40 yd FG
Western Michigan	7	41	4:04	3Q/10:37	3Q/6:33	Lowry 8 yd rush
Western Michigan	9	36	5:27	3Q/4:40	4Q/14:13	Domschke 43 yd FG
Western Michigan	4	-5	--	OT1	OT1	Domschke 48 yd FG
Washington State	14	82	6:01	1Q/7:28	1Q/1:27	Stevens 26 yd FG
Washington State	13	75	6:57	4Q/8:54	4Q/1:57	Eckhaus 2 yd rush
Army	1	75	0:10	1Q/1:24	1Q/1:14	Bartosh 75 yd rush
Army	13	75	5:58	2Q/6:35	2Q/0:37	Howard 17 yd pass from Coleman
Army	7	75	3:53	3Q/15:00	3Q/11:07	Reed 37 yd rush
Army	17	75	9:58	3Q/6:25	4Q/11:27	Coleman 5 yd rush
Army	4	75	0:39	4Q/3:35	4Q/2:56	Anderson 66 yd pass from Coleman
Army	14	50	2:40	4Q/2:49	4Q/0:09	Jones 23 yd FG
South Alabama	10	75	4:20	1Q/15:00	1Q/10:40	Davenport 2 yd rush
South Alabama	12	75	4:25	3Q/10:25	3Q/6:00	Gibbs 1 yd pass from Davenport
South Alabama	10	87	4:04	4Q/10:15	4Q/6:11	Bullock 2 yd rush

## DRIVES SUPERLATIVES

<b>MOST PLAYS:</b>	17, at Army (TD)	<b>FEWEST PLAYS:</b>	1, at Army (TD)
<b>MOST YARDS:</b>	87, vs. South Alabama (TD)	<b>FEWEST YARDS:</b>	-5, at WMU (FG)
<b>LONGEST TIME:</b>	9:58, at Army (TD)	<b>SHORTEST TIME:</b>	0:10, at Army (TD)

# UNT FOOTBALL 2025

OVERALL: 5-0 (HOME 3-0, ROAD 2-0, NEUTRAL 0-0) | AMERICAN: 1-0 (HOME 0-0, ROAD 1-0, NEUTRAL 0-0)

## Team Game-By-Game

		Rushing				Receiving				Passing				Kick Returns				Punt Returns				tot		
Date	Opponent	no.	yds	td	lg	no.	yds	td	lg	cmp	att	int	yds	td	lg	no.	yds	td	lg	no.	yds	td	lg	off
08/30/2025	Lamar University	41	133	3	30	24	329	3	46	24	34	0	329	3	46	0	0	0	0	4	24	0	11	462
09/06/2025	at Western Mich.	30	182	2	31	18	224	2	32	18	33	0	224	2	32	3	57	0	23	0	0	0	0	406
09/13/2025	Washington St.	29	163	4	27	29	247	4	24	29	34	0	247	4	24	0	0	0	0	2	6	0	3	410
09/20/2025	at Army West Point	42	229	5	21	26	249	1	28	26	36	0	249	1	28	4	39	0	26	0	0	0	0	478
09/27/2025	South Alabama	39	195	4	27	14	234	1	68	14	26	0	234	1	68	1	44	0	44	1	14	0	14	429
North Texas		181	902	18	31	111	1283	11	68	111	163	0	1283	11	68	8	140	0	44	7	44	0	14	2185
Opponents		225	902	8	75	67	679	4	68	67	125	6	679	4	68	13	233	0	45	2	3	0	7	1581

## North Texas Averages

Games	Avg/ rush	Avg/ catch	Pass effic	KR avg	PR avg	All purpose avg/game	Total offense avg/game
5	5.0	11.6	156.5	17.5	6.3	509.4	437.0

		Tackles				Sacks	Fumble		Pass Defense			blkd	PAT attempts			off		
Date	Opponent	ua	a	total	tfl-yds	no-yds	ff	fr-yds	int-yds	qbh	brup	kick	kick	rush	rcv	saf	t/o	pts
08/30/2025	Lamar University	32	18	50	8.0-34	3-17	1	1-0	1-26	6	0	1	6-6	0	0	0	10	51
09/06/2025	at Western Mich.	51	26	77	4.0-16	1-9	0	0-0	0-0	0	1	0	3-3	0	0	0	0	33
09/13/2025	Washington St.	31	30	61	7.0-26	3-16	1	2-0	3-103	3	2	1	8-8	0	0	0	28	59
09/20/2025	at Army West Point	37	58	95	4.0-7	1-4	2	2-20	1-35	4	1	0	6-6	0	0	0	21	45
09/27/2025	South Alabama	38	38	76	7.0-26	2-15	0	0-0	1-14	6	5	0	4-4	0	1	0	7	36
North Texas		189	170	359	30.0-109	10-61	4	5-20	6-178	19	9	2	27-27	0	1	0	66	224
Opponents		179	138	317	20.0-81	5-37	3	3-0	0-0	10	14	0	11-11	1	0	0	3	100

Date	Opponent	Punting										Field Goals			Kickoffs				
		no.	yds	avg	long	blkd	tb	fc	50+	i20	md-att	long	blkd	no.	yds	avg	tb	ob	
08/30/2025	Lamar University	2	74	37.0	43	0	0	1	0	1	1-1	28	0	9	530	58.9	4	1	
09/06/2025	at Western Mich.	5	190	38.0	45	0	0	2	0	0	2-2	25	0	6	294	49.0	0	0	
09/13/2025	Washington St.	2	95	47.5	51	0	0	2	1	2	1-1	26	0	10	641	64.1	7	0	
09/20/2025	at Army West Point	0	0	0.0	0	0	0	0	0	0	1-1	23	0	7	455	65.0	6	0	
09/27/2025	South Alabama	3	135	45.0	48	0	0	2	0	2	0-1	0	0	6	379	63.2	3	1	
North Texas		12	494	41.2	51	0	0	7	1	5	5-6	28	0	38	2299	60.5	20	2	
Opponents		23	842	36.6	54	2	1	5	3	5	5-5	48	0	20	1147	57.4	9	2	

# UNT FOOTBALL 2025

OVERALL: 5-0 (HOME 3-0, ROAD 2-0, NEUTRAL 0-0) | AMERICAN: 1-0 (HOME 0-0, ROAD 1-0, NEUTRAL 0-0)

## Opponents Game-By-Game

		Rushing				Receiving				Passing				Kick Returns				Punt Returns				tot		
Date	Opponent	no.	yds	td	lg	no.	yds	td	lg	cmp	att	int	yds	td	lg	no.	yds	td	lg	no.	yds	td	lg	off
08/30/2025	Lamar University	27	31	0	8	13	88	0	18	13	27	1	88	0	18	3	30	0	18	1	7	0	7	119
09/06/2025	at Western Mich.	57	216	2	26	7	87	1	34	7	14	0	87	1	34	6	125	0	45	1	-4	0	0	303
09/13/2025	Washington St.	28	64	1	12	23	211	0	43	23	35	3	211	0	43	3	54	0	20	0	0	0	0	275
09/20/2025	at Army West Point	68	387	3	75	6	101	2	68	6	14	1	101	2	68	0	0	0	0	0	0	0	0	488
09/27/2025	South Alabama	45	204	2	34	18	192	1	36	18	35	1	192	1	36	1	24	0	24	0	0	0	0	396
Opponents		225	902	8	75	67	679	4	68	67	125	6	679	4	68	13	233	0	45	2	3	0	7	1581
North Texas		181	902	18	31	111	1283	11	68	111	163	0	1283	11	68	8	140	0	44	7	44	0	14	2185

## Opponents Averages

Games	Avg/ rush	Avg/ catch	Pass effic	KR avg	PR avg	All purpose avg/game	Total offense avg/game
5	4.0	10.1	100.2	17.9	1.5	363.4	316.2

Date	Opponent	Tackles			Sacks	Fumble		Pass Defense			blkd kick	PAT attempts			off		
		ua	a	total		no	yds	int	yds	qbh	brup	kick	rush	rcv	saf	t/o	pts
08/30/2025	Lamar University	37	30	67	8.0-19	0	0	0	0	3	3	0	0	0	0	0	0
09/06/2025	at Western Mich.	38	16	54	4.0-22	3	19	0	0	1	6	0	3	3	0	0	30
09/13/2025	Washington St.	32	28	60	3.0-9	1	6	0	0	1	0	0	1	1	0	0	10
09/20/2025	at Army West Point	43	30	73	2.0-6	0	0	1	1	2	2	0	5	5	0	3	38
09/27/2025	South Alabama	29	34	63	3.0-25	1	12	2	1	3	3	0	2	2	1	0	22
Opponents		179	138	317	20.0-81	5	37	3	3	0	10	14	11	11	1	0	100
North Texas		189	170	359	30.0-109	10	61	4	5	20	19	9	27	27	0	1	66

Date	Opponent	Punting								Field Goals				Kickoffs			
		no.	yds	avg	long	blkd	tb	fc	50+	i20	md	att	long	blkd	no.	yds	avg
08/30/2025	Lamar University	9	323	35.9	45	1	0	1	0	0	0	0	0	0	1	65	65.0
09/06/2025	at Western Mich.	5	178	35.6	52	0	0	2	1	4	3	3	48	0	6	302	50.3
09/13/2025	Washington St.	4	152	38.0	54	1	1	0	1	0	1	1	26	0	3	195	65.0
09/20/2025	at Army West Point	0	0	0.0	0	0	0	0	0	0	1	1	23	0	6	339	56.5
09/27/2025	South Alabama	5	189	37.8	53	0	0	2	1	1	0	0	0	0	4	246	61.5
Opponents		23	842	36.6	54	2	1	5	3	5	5	5	48	0	20	1147	57.4
North Texas		12	494	41.2	51	0	0	7	1	5	5	6	28	0	38	2299	60.5



# UNT FOOTBALL 2025

OVERALL: 5-0 (HOME 3-0, ROAD 2-0, NEUTRAL 0-0) | AMERICAN: 1-0 (HOME 0-0, ROAD 1-0, NEUTRAL 0-0)

## North Texas - Game Highs

<b>RUSHES</b>	42	at Army West Point (09/20/2025)
<b>YARDS RUSHING</b>	229	at Army West Point (09/20/2025)
<b>YARDS PER RUSH</b>	6.1	at Western Mich. (09/06/2025)
<b>TD RUSHES</b>	5	at Army West Point (09/20/2025)
<b>PASS ATTEMPTS</b>	36	at Army West Point (09/20/2025)
<b>PASS COMPLETIONS</b>	29	Washington St. (09/13/2025)
<b>YARDS PASSING</b>	329	Lamar University (08/30/2025)
<b>YARDS PER PASS</b>	9.7	Lamar University (08/30/2025)
<b>TD PASSES</b>	4	Washington St. (09/13/2025)
<b>TOTAL PLAYS</b>	78	at Army West Point (09/20/2025)
<b>TOTAL OFFENSE</b>	478	at Army West Point (09/20/2025)
<b>YARDS PER PLAY</b>	6.6	South Alabama (09/27/2025)
<b>POINTS</b>	59	Washington St. (09/13/2025)
<b>SACKS BY</b>	3	Washington St. (09/13/2025)
	3	Lamar University (08/30/2025)
<b>FIRST DOWNS</b>	26	at Army West Point (09/20/2025)
	26	Lamar University (08/30/2025)
<b>PENALTIES</b>	9	at Western Mich. (09/06/2025)
<b>PENALTY YARDS</b>	81	at Western Mich. (09/06/2025)
<b>TURNOVERS</b>	1	South Alabama (09/27/2025)
	1	at Army West Point (09/20/2025)
	1	Lamar University (08/30/2025)
<b>PUNTS</b>	5	at Western Mich. (09/06/2025)
<b>PUNTING AVG</b>	47.5	Washington St. (09/13/2025)
<b>LONG PUNT</b>	51	Washington St. (09/13/2025)
<b>PUNTS INSIDE 20</b>	2	South Alabama (09/27/2025)
	2	Washington St. (09/13/2025)
<b>LONG PUNT RETURN</b>	14	South Alabama (09/27/2025)

# UNT FOOTBALL 2025

OVERALL: 5-0 (HOME 3-0, ROAD 2-0, NEUTRAL 0-0) | AMERICAN: 1-0 (HOME 0-0, ROAD 1-0, NEUTRAL 0-0)

## North Texas - Individual Game Highs

<b>RUSHES</b>	19	Makenzie McGill II at Army West Point (09/20/2025)
<b>YARDS RUSHING</b>	140	Caleb Hawkins vs South Alabama (09/27/2025)
<b>TD RUSHES</b>	4	Caleb Hawkins at Army West Point (09/20/2025)
<b>LONG RUSH</b>	31	Drew Mestemaker at Western Mich. (09/06/2025)
<b>PASS ATTEMPTS</b>	36	Drew Mestemaker at Army West Point (09/20/2025)
<b>PASS COMPLETIONS</b>	26	Drew Mestemaker at Army West Point (09/20/2025)
<b>YARDS PASSING</b>	329	Drew Mestemaker vs Lamar University (08/30/2025)
<b>TD PASSES</b>	4	Drew Mestemaker vs Washington St. (09/13/2025)
<b>LONG PASS</b>	68	Drew Mestemaker vs South Alabama (09/27/2025)
<b>RECEPTIONS</b>	8	Miles Coleman at Army West Point (09/20/2025)
<b>YARDS RECEIVING</b>	98	Cameron Dorner vs Lamar University (08/30/2025)
<b>TD RECEPTIONS</b>	2	Wyatt Young vs Lamar University (08/30/2025)
<b>LONG RECEPTION</b>	68	Caleb Hawkins vs South Alabama (09/27/2025)
<b>PUNTS</b>	5	Sawyer Evans at Western Mich. (09/06/2025)
<b>PUNTING AVG</b>	47.5	Sawyer Evans vs Washington St. (09/13/2025)
<b>LONG PUNT</b>	51	Sawyer Evans vs Washington St. (09/13/2025)
<b>PUNTS INSIDE 20</b>	2	Sawyer Evans vs South Alabama (09/27/2025)
	2	Sawyer Evans vs Washington St. (09/13/2025)
<b>LONG PUNT RETURN</b>	14	Miles Coleman vs South Alabama (09/27/2025)
<b>LONG KICKOFF RETURN</b>	44	Simeon Evans vs South Alabama (09/27/2025)
<b>TACKLES</b>	14	Trey Fields vs South Alabama (09/27/2025)
<b>SACKS</b>	2	Keviyon Huddleston vs Washington St. (09/13/2025)
<b>TACKLES FOR LOSS</b>	2	Keviyon Huddleston vs Washington St. (09/13/2025)
	2	Ethan Wesloski at Western Mich. (09/06/2025)
	2	Ethan Wesloski vs Lamar University (08/30/2025)

# UNT FOOTBALL 2025

OVERALL: 5-0 (HOME 3-0, ROAD 2-0, NEUTRAL 0-0) | AMERICAN: 1-0 (HOME 0-0, ROAD 1-0, NEUTRAL 0-0)

## 3rd-Down Conversions

Date	Opponent		Score	Overall		1st Qtr		2nd Qtr		3rd Qtr		4th Qtr		Overtime	
08/30/2025	Lamar University	W	51-0	7-12	58.3	3-4	75.0	1-3	33.3	0-1	0.0	3-4	75.0	0-0	0.0
09/06/2025	at Western Mich.	Wot1	33-30	6-13	46.2	0-2	0.0	3-5	60.0	1-2	50.0	2-4	50.0	1-1	100.0
09/13/2025	Washington St.	W	59-10	4-8	50.0	0-1	0.0	1-3	33.3	1-2	50.0	2-2	100.0	0-0	0.0
09/20/2025	at Army West Point	Wot1	45-38	7-12	58.3	3-3	100.0	1-3	33.3	1-3	33.3	1-2	50.0	0-0	0.0
09/27/2025	South Alabama	W	36-22	4-13	30.8	1-4	25.0	1-4	25.0	2-3	66.7	0-2	0.0	0-0	0.0
North Texas				28-58	48.3	7-14	50.0	7-18	38.9	5-11	45.5	8-14	57.1	1-1	100.0
Opponents				35-80	43.8	6-16	37.5	11-21	52.4	7-15	46.7	10-25	40.0	1-3	33.3

## 4th-Down Conversions

Date	Opponent		Score	Overall		1st Qtr		2nd Qtr		3rd Qtr		4th Qtr		Overtime	
08/30/2025	Lamar University	W	51-0	1-2	50.0	1-1	100.0	0-1	0.0	0-0	0.0	0-0	0.0	0-0	0.0
09/06/2025	at Western Mich.	Wot1	33-30	0-0	0.0	0-0	0.0	0-0	0.0	0-0	0.0	0-0	0.0	0-0	0.0
09/13/2025	Washington St.	W	59-10	1-1	100.0	1-1	100.0	0-0	0.0	0-0	0.0	0-0	0.0	0-0	0.0
09/20/2025	at Army West Point	Wot1	45-38	1-3	33.3	0-0	0.0	0-1	0.0	1-1	100.0	0-1	0.0	0-0	0.0
09/27/2025	South Alabama	W	36-22	2-3	66.7	2-2	100.0	0-1	0.0	0-0	0.0	0-0	0.0	0-0	0.0
North Texas				5-9	55.6	4-4	100.0	0-3	0.0	1-1	100.0	0-1	0.0	0-0	0.0
Opponents				8-13	61.5	1-1	100.0	3-3	100.0	1-1	100.0	3-7	42.9	0-1	0.0

## Time of Possession

Date	Opponent		Score	Overall	1st Qtr	2nd Qtr	3rd Qtr	4th Qtr	Overtime
08/30/2025	Lamar University	W	51-0	33:28	06:22	10:41	06:38	09:47	00:00
09/06/2025	at Western Mich.	Wot1	33-30	23:22	02:25	06:21	06:16	08:20	00:00
09/13/2025	Washington St.	W	59-10	28:34	04:35	07:24	08:41	07:54	00:00
09/20/2025	at Army West Point	Wot1	45-38	27:59	09:09	08:52	04:42	05:16	00:00
09/27/2025	South Alabama	W	36-22	27:32	06:48	07:12	06:51	06:41	00:00
North Texas				Total	140:55	29:19	40:30	33:08	37:58
				Avg.	28:11	05:52	08:06	06:38	07:36
Opponents				Total	159:05	34:49	45:22	24:27	54:27
				Avg.	31:49	06:58	09:04	04:53	10:53

# UNT FOOTBALL 2025

OVERALL: 5-0 (HOME 3-0, ROAD 2-0, NEUTRAL 0-0) | AMERICAN: 1-0 (HOME 0-0, ROAD 1-0, NEUTRAL 0-0)

## North Texas Inside Opponent Red-Zone

				Times	Times	Total		Rush	Pass	FGs	Failed to score inside RZ					
Date	Opponent		Score	In RZ	Scored	Pts	TDs	TDs	TDs	Made	FGA	Down	Int	Fumb	Half	Game
08/30/2025	Lamar University	W	51-0	6	5	30	4	3	1	1	1	1	0	0	0	0
09/06/2025	at Western Mich.	W	33-30	6	6	33	4	2	2	2	2	0	0	0	0	0
09/13/2025	Washington St.	W	59-10	9	9	59	8	4	4	1	1	0	0	0	0	0
09/20/2025	at Army West Point	W	45-38	6	6	38	5	4	1	1	1	0	0	0	0	0
09/27/2025	South Alabama	W	36-22	4	4	29	4	4	0	0	0	0	0	0	0	0
Totals 30 of 31 (96.8%)				31	30	189	25	17	8	5	5	1	0	0	0	0

## Opponents Inside North Texas Red-Zone

				Times	Times	Total		Rush	Pass	FGs	Failed to score inside RZ					
Date	Opponent		Score	In RZ	Scored	Pts	TDs	TDs	TDs	Made	FGA	Down	Int	Fumb	Half	Game
08/30/2025	Lamar University	W	51-0	0	0	0	0	0	0	0	0	0	0	0	0	0
09/06/2025	Western Mich.	W	33-30	3	3	17	2	1	1	1	1	0	0	0	0	0
09/13/2025	Washington St.	W	59-10	2	2	10	1	1	0	1	1	0	0	0	0	0
09/20/2025	Army West Point	W	45-38	4	3	17	2	1	1	1	1	1	0	0	0	0
09/27/2025	South Alabama	W	36-22	3	3	22	3	2	1	0	0	0	0	0	0	0
	Totals 11 of 12 (91.7%)			12	11	66	8	5	3	3	3	1	0	0	0	0



# UNT FOOTBALL 2025

OVERALL: 5-0 (HOME 3-0, ROAD 2-0, NEUTRAL 0-0) | AMERICAN: 1-0 (HOME 0-0, ROAD 1-0, NEUTRAL 0-0)

##	Player	GP-GS	Lamar	WMU	WSU	ARM	USA
0	Will Jones II	5/5	START	START	START	START	START
0	Makenzie McGill II	5/5	START	START	START	START	START
1	David Fisher	4/4	...	START	START	START	START
1	Miles Coleman	5/5	START	START	START	START	START
2	Da'Veawn Armstead	5/4	START	START	START	XXX	START
3	Simeon Evans	5/5	START	START	START	START	START
3	Evan Jackson	5/1	XXX	XXX	START	XXX	XXX
4	Cameron Dörner	5/0	XXX	XXX	XXX	XXX	XXX
4	Tyrane Stewart	2/0	XXX	...	XXX	...	...
5	Jayden Becks	4/0	XXX	XXX	XXX	XXX	...
5	Chase Canada	3/0	XXX	...	XXX	...	XXX
6	Trey Fields	5/5	START	START	START	START	START
6	Tre Williams III	5/5	START	START	START	START	START
7	Shane Whitter	5/5	START	START	START	START	START
7	Reese Poffenbarger	2/0	XXX	...	XXX	...	...
8	Richard Outland Jr.	5/5	START	START	START	START	START
8	Shandon King	2/0	XXX	...	XXX	...	...
9	Tyrese Hunt-Thompson	0/0	...	...	...	...	...
9	Jalyn Durgan	1/0	XXX	...	...	...	...
10	Wyatt Young	5/0	XXX	XXX	XXX	XXX	XXX
11	Dalton Carnes	5/0	XXX	XXX	XXX	XXX	XXX
12	Patrick Smith-Young	4/4	START	START	...	START	START
12	Chris Jimerson Jr.	0/0	...	...	...	...	...
13	Jackson Lataimua	3/0	...	...	XXX	XXX	XXX
14	Quinton Hammonds	5/3	XXX	START	START	START	XXX
14	Kyle Koch	2/0	XXX	...	XXX	...	...
15	Fatafehi Vailea II	4/4	START	START	START	START	...
16	Gabe Stroud	2/0	XXX	XXX	...	...	...
16	Tom von Grote	0/0	...	...	...	...	...
17	Drew Mestemaker	5/5	START	START	START	START	START
18	Isaiah Collins	0/0	...	...	...	...	...
18	Terrence Lewis	4/0	XXX	...	XXX	XXX	XXX
19	Kenton Allen	3/0	XXX	...	XXX	...	XXX
20	Ashton Gray	3/0	XXX	...	XXX	XXX	...
20	Bryce Garza	2/0	...	XXX	XXX	...	...
21	Kiefer Sibley	2/0	XXX	XXX	...	...	...
21	Jaydon Smith	0/0	...	...	...	...	...
22	Landon Sides	4/4	...	START	START	START	START
22	Julian Knox	5/0	XXX	XXX	XXX	XXX	XXX
23	Tyler Brown	0/0	...	...	...	...	...
24	Caleb Hawkins	4/0	XXX	...	XXX	XXX	XXX
25	Kollin Lewis	4/1	START	XXX	XXX	...	XXX
26	S'Maje Burrell	4/0	XXX	XXX	XXX	XXX	...
29	Kamdon McFarland	5/0	XXX	XXX	XXX	XXX	XXX
30	BJ Allen Jr.	5/0	XXX	XXX	XXX	XXX	XXX
31	Zachary Yang	0/0	...	...	...	...	...
32	Ethan Wesloski	5/3	START	XXX	XXX	START	START
34	Dennis Moody III	4/0	XXX	XXX	XXX	...	XXX
34	Brenden Reese	3/0	...	...	XXX	XXX	XXX
35	J.J. Jean-Louis	5/0	XXX	XXX	XXX	XXX	XXX
36	Keenan Jackson	0/0	...	...	...	...	...
36	Jaden Manning	3/0	...	...	XXX	XXX	XXX
37	Will Hutchison	0/0	...	...	...	...	...
38	Kevin Odikpo	0/0	...	...	...	...	...
39	Tramell Windham	0/0	...	...	...	...	...
40	Kevyan Huddleston	5/0	XXX	XXX	XXX	XXX	XXX
40	Kali Nguma	5/0	XXX	XXX	XXX	XXX	XXX
41	Sawyer Evans	5/0	XXX	XXX	XXX	XXX	XXX
42	Brayden Knox	1/0	...	XXX	...	...	...
43	Anthony Benford II	0/0	...	...	...	...	...

# UNT FOOTBALL 2025

OVERALL: 5-0 (HOME 3-0, ROAD 2-0, NEUTRAL 0-0) | AMERICAN: 1-0 (HOME 0-0, ROAD 1-0, NEUTRAL 0-0)

##	Player	GP-GS	Lamar	WMU	WSU	ARM	USA
44	Briceon Hayes	5/5	START	START	START	START	START
45	Amel Hadzisabic	0/0	...	...	...	...	...
45	Zhaiylen Scott	5/0	XXX	XXX	XXX	XXX	XXX
46	Keelene Bradley	0/0	...	...	...	...	...
46	Miguel Arenas	2/0	XXX	XXX	...	...	...
47	Harrison Dempsey	3/0	XXX	XXX	XXX	...	...
48	Caden Yates	5/0	XXX	XXX	XXX	XXX	XXX
49	Brodie Scoggins	0/0	...	...	...	...	...
52	Titus Roberson	0/0	...	...	...	...	...
53	Dylan Shaw	4/0	XXX	XXX	XXX	XXX	...
53	Blake Fann	3/0	XXX	XXX	XXX	...	...
54	Johnny Dickson III	5/5	START	START	START	START	START
56	Divine Love Onochie	1/0	...	...	XXX	...	...
58	Caleb Lathan	0/0	...	...	...	...	...
59	Christian Pettway	0/0	...	...	...	...	...
60	Jordan Reasonover	0/0	...	...	...	...	...
62	Amarion Berry	5/0	XXX	XXX	XXX	XXX	XXX
64	Roberto Rodriguez	0/0	...	...	...	...	...
65	Gabe Blair	5/5	START	START	START	START	START
66	Willie Goodacre	2/0	XXX	XXX	...	...	...
67	Braydon Nelson	5/5	START	START	START	START	START
68	Keon Johnson	4/0	XXX	XXX	XXX	...	XXX
69	Ryan Krueger	0/0	...	...	...	...	...
70	Tay Yanta II	5/5	START	START	START	START	START
71	Ugonna Nnanna	3/0	...	...	XXX	XXX	XXX
72	Jimto Obidegwu	3/3	START	...	...	START	START
73	Julio Madero IV	0/0	...	...	...	...	...
74	Larry Moore III	5/1	XXX	START	XXX	XXX	XXX
76	Desmond Magiya	5/1	XXX	XXX	START	XXX	XXX
77	Jaymon Lamb	0/0	...	...	...	...	...
78	Santiago Hernandez	0/0	...	...	...	...	...
79	Brody Hamilton	0/0	...	...	...	...	...
80	Baron Tipton	5/1	START	XXX	XXX	XXX	XXX
81	Chris Lewis	1/0	XXX	...	...	...	...
82	Connor Vaughn	0/0	...	...	...	...	...
83	Victor Aderungboye	5/0	XXX	XXX	XXX	XXX	XXX
84	Jackson Muckelroy	0/0	...	...	...	...	...
86	Grant Gainer	0/0	...	...	...	...	...
87	Brandon Young Jr.	5/0	XXX	XXX	XXX	XXX	XXX
89	Dadrian Burleson	0/0	...	...	...	...	...
90	Ethan Day	5/5	START	START	START	START	START
91	Demetrie Morgan	2/0	XXX	...	XXX	...	...
92	Will Smith	3/0	XXX	...	XXX	XXX	...
93	Terrell Washington	5/0	XXX	XXX	XXX	XXX	XXX
94	Jayden Williams	5/0	XXX	XXX	XXX	XXX	XXX
95	Rudy Vargas Jr.	2/0	XXX	...	XXX	...	...
96	AJ Brown	1/0	XXX	...	...	...	...
97	Joshua Pierce	5/0	XXX	XXX	XXX	XXX	XXX
98	Sadiq Clements	5/1	XXX	XXX	XXX	XXX	START
99	Avion Carter	3/0	XXX	...	XXX	...	XXX

2025 GAME RECAPS

OVERALL: 5-0 (HOME 3-0, ROAD 2-0, NEUTRAL 0-0) | AMERICAN: 1-0 (HOME 0-0, ROAD 1-0, NEUTRAL 0-0)

LAMAR vs. UNT

DATCU STADIUM • DENTON, TEXAS  
AUG. 30, 2025 • ATTENDANCE: 20,594

POSTGAME NOTES

- The Mean Green defense posted the program's first shutout in over two decades in a 51-0 victory in the season opener against Lamar at DATCU Stadium on Saturday night.
- UNT last blanked an opponent on Oct. 30, 2003, when the Mean Green won 21-0 versus Troy at its previous home stadium – Fouts Field.
- On Saturday, the defense held the Trojans to 119 yards of total offense, including 31 rushing yards, which is tied for the seventh-fewest allowed by the Mean Green since 2000.
- Junior linebacker Ethan Wesloski recorded seven tackles including two solo stops, two tackles-for-loss, a half-sack, a forced fumble and a fumble recovery for a touchdown.
- Junior defensive lineman Ethan Day tallied a career-high five tackles, including two solo stops, and his first career sack while senior linebacker Trey Fields registered four tackles, one TFL and his first career interception.
- In his second career start, redshirt freshman quarterback Drew Mestemaker finished 24-for-32 with 329 yards, three passing touchdowns and one rushing score.
- Senior wide receiver Cameron Dornier posted a team-high seven catches for 98 yards and a touchdown while sophomore Wyatt Young caught four balls for 97 yards and two touchdowns, each career-high marks.

SCORING SUMMARY

LAMAR	0	0	0	0	--	0
UNT	13	24	14	0	--	51

1st 11:21	UNT	Mestemaker, Drew 2 yd run (Williams III, T. pass from Evans, S. failed)
5:46	UNT	McGill II, Makenzie 1 yd run (Nguma, Kali kick)
2nd 6:35	UNT	Young, Wyatt 5 yd pass from Mestemaker, Drew (Nguma, Kali kick)
1:53	UNT	Dornier, Cameron 25 yd pass from Mestemaker, Drew (Nguma, Kali kick)
0:57	UNT	Nguma, Kali 28 yd field goal
0:27	UNT	Wesloski, Ethan 0 yd fumble recovery (Nguma, Kali kick)
3rd 11:16	UNT	Sibley, Kiefer 1 yd run (Nguma, Kali kick)
8:41	UNT	Young, Wyatt 32 yd pass from Mestemaker, Drew (Nguma, Kali kick)

STATISTICS

TEAM STATS	LAM	UNT
FIRST DOWNS	8	26
RUSHES-YARDS (NET)	27-31	41-179
PASSING YDS (NET)	88	329
Passes Att-Comp-Int	27-13-1	34-24-0
TOTAL OFFENSE PLAYS-YARDS	54-119	75-508
Fumble Returns-Yards	0-0	0-0
Punt Returns-Yards	1-7	4-24
Kickoff Returns-Yards	3-30	0-0
Interception Returns-Yards	0-0	1-26
Punts (Number-Avg)	9-31.7	2-37.0
Fumbles-Lost	1-1	1-1
Penalties-Yards	14-99	3-20
Possession Time	26:32	33:28
Third-Down Conversions	3 of 13	6 of 11
Fourth-Down Conversions	0 of 1	1 of 2
Red-Zone Scores-Chances	0-0	5-6
Sacks By: Number-Yards	0-0	3-17

INDIVIDUAL STATISTICS

**RUSHING:** Lamar-Bowden, Major 6-21; Moore, Damien 10-15; McCown, Aiden 2-9; Robinson, Josh 1-4; Coleman, Xavier 1-1; Jones, Izaha 1-minus 4; Coleman, Robert 6-minus 15. UNT-Sibley, Kiefer 6-38; Mestemaker, Drew 5-30; Poffenbarger, Reese 4-20; Becks, Jayden 8-19; Hawkins, Caleb 5-18; Gray, Ashton 5-12; McGill II, Makenzie 6-1; TEAM 2-minus 5.

**PASSING:** Lamar-Coleman, Robert 13-24-1-88; McCown, Aiden 0-3-0-0. UNT-Mestemaker, Drew 24-32-0-329; Poffenbarger, Reese 0-2-0-0.

**RECEIVING:** Lamar-Fuselier, Kyndon 4-45; Bowden, Major 3-6; Boyd, Jayden 2-16; Gibbs, Devyn 2-4; Hyder, JaCorey 1-10; Jones, Izaha 1-7. UNT-Dornier, Cameron 7-98; Coleman, Miles 5-52; Young, Wyatt 4-97; Tipton, Baron 2-12; Williams III, Tre 2-11; Evans, Simeon 1-30; Lewis, Terrence 1-14; Hawkins, Caleb 1-9; Carnes, Dalton 1-6.

**INTERCEPTIONS:** Lamar-None. UNT-Fields, Trey 1-26.

**FUMBLES:** Lamar-Coleman, Robert 1-1. UNT-Poffenbarger, Reese 1-1.

**SACKS (UA-A):** Lamar-None. UNT-Day, Ethan 1-0; Wesloski, Ethan 0-1; Scott, Zhaiylen 1-0; Huddleston, Keviyon 0-1.

**TACKLES (UA-A):** Lamar-Pugh, Kristian 5-2; Faulkner, Brayde 1-5; Omodia, Paul 5-0; Hamrick II, Ronn 4-1; Miller, C.J. 3-1; Maloles, Royce 2-2; Rankin, DeMarcus 3-0; Adekoya, Iyioluwa 2-1; Maronen, Jaden 1-2; Bandy, Jackson 1-2; Thomas, Kevin 0-3; Bradshaw, Brende 2-0; Evans, Mar Mar 1-1; Gilds, Edward 1-1; Booker, Christia 1-1; Simpson, Kei'tro 1-1; McKinney, Eteli 0-2; Sumler, Alex 1-0; Harding, Jaden 1-0; Connor, Sean 1-0; Hyder, JaCorey 1-0; Robinson, Josh 1-0; Huff, Andrew 0-1; Oluwa Solomil, Iy 0-1; Stoker, Zaylon 0-1; Bowden, Major 0-1; Christian, Peyto 0-1. UNT-Wesloski, Ethan 2-5; Whitter, Shane 4-1; Scott, Zhaiylen 4-1; Day, Ethan 2-3; Fields, Trey 2-2; Jackson, Evan 3-0; Hayes, Briceon 1-2; Outland Jr., Richard 2-0; Allen Jr., BJ 2-0; Lewis, Kollin 2-0; Stewart, Tyrane 2-0; Smith-Young, Pat 1-1; Huddleston, Keviyon 0-2; Allen, Kenton 1-0; Jones II, Will 1-0; Armstead, Da'Vean 1-0; Williams, Jayden 1-0; Pierce, Joshua 1-0; Washington, Terrell 0-1.

UNT vs. WESTERN MICHIGAN

WALDO STADIUM • KALAMAZOO, MICH.  
SEPT. 6, 2025 • ATTENDANCE: 20,051

POSTGAME NOTES

- Makenzie McGill II rushed for a game-winning touchdown as UNT captured a 33-30 overtime victory over Western Michigan at Waldo Stadium on Saturday.
- The win marked the program's first overtime victory since Oct. 30, 2021, and its first-ever win in which the Mean Green never held a lead in regulation.
- UNT overcame a 24-10 third quarter deficit marking the second 14-point comeback under head coach Eric Morris, first since Nov. 25, 2023, versus UAB.
- McGill II finished the day with 102 yards on 16 carries and one touchdown, his second career 100-yard rushing game.
- Redshirt freshman quarterback Drew Mestemaker finished 18-of-33 for 224 yards passing and two touchdowns while adding 24 yards rushing.
- Through the first two games of the season, UNT's defense has allowed 30 total points which marks the fewest for the Mean Green since 2002.
- Shane Whitter (12), Trey Fields (11) and Patrick Smith-Young (11) each finished with double-digit tackles, becoming the first trio since Dec. 2, 2022, to accomplish the feat.
- Junior linebacker Ethan Wesloski tallied eight total tackles as he matched his career-high mark of 2.0 tackles-for-loss.
- Sophomore kicker Kali Nguma finished 2-for-2 on field goal attempts, including the game-tying, 25-yard kick with 1:34 remaining in the fourth quarter.

SCORING SUMMARY

UNT	0	7	10	10	6	33
WESTERN MICHIGAN	0	17	7	3	3	30

2nd 13:33	WMU	Lowry, Broc 25 yd run (Domschke, Palmer kick)
10:48	UNT	Sibley, Kiefer 10 yd run (Nguma, Kali kick)
8:08	WMU	Buckley, Jalen 17 yd pass from Lowry, Broc (Domschke, Palmer kick)
0:00	WMU	Domschke, Palmer 40 yd field goal
3rd 10:37	UNT	Nguma, Kali 22 yd field goal
6:33	WMU	Lowry, Broc 8 yd run (Domschke, Palmer kick)
4:40	UNT	Williams III, Tre 18 yd pass from Mestemaker, Drew (Nguma, Kali kick)
4th 14:13	WMU	Domschke, Palmer 43 yd field goal
10:03	UNT	Dornier, Cameron 4 yd pass from Mestemaker, Drew (Nguma, Kali kick)
1:34	UNT	Nguma, Kali 25 yd field goal
OT --	WMU	Domschke, Palmer 48 yd field goal
--	UNT	McGill II, Makenzie 3 yd run

STATISTICS

TEAM STATS	UNT	WMU
FIRST DOWNS	23	18
RUSHES-YARDS (NET)	30-182	57-216
PASSING YDS (NET)	224	87
Passes Att-Comp-Int	33-18-0	14-7-0
TOTAL OFFENSE PLAYS-YARDS	63-406	71-303
Fumble Returns-Yards	0-0	0-0
Punt Returns-Yards	0-0	1-(-4)
Kickoff Returns-Yards	3-57	6-125
Interception Returns-Yards	0-0	0-0
Punts (Number-Avg)	5-38.0	5-35.6
Fumbles-Lost	0-0	2-0
Penalties-Yards	9-71	9-75
Possession Time	23:22	36:38
Third-Down Conversions	6 of 13	9 of 18
Fourth-Down Conversions	0 of 0	1 of 1
Red-Zone Scores-Chances	6-6	3-3
Sacks By: Number-Yards	1-9	3-19

INDIVIDUAL STATISTICS

**RUSHING:** UNT-McGill II, Makenzie 16-102; Sibley, Kiefer 7-38; Mestemaker, Drew 5-24; Becks, Jayden 2-18. Western Michigan-Buckley, Jalen 30-112; Lowry, Broc 12-66; Miles, Devin 12-42; Leary, Christian 1-2; Jones, Brady 2-minus 6.

**PASSING:** UNT-Mestemaker, Drew 18-33-0-224. Western Michigan-Lowry, Broc 5-10-0-75; Jones, Brady 2-4-0-12.

**RECEIVING:** UNT-Young, Wyatt 4-59; Evans, Simeon 3-37; Sides, Landon 2-41; Sibley, Kiefer 2-35; Williams III, Tre 2-21; Dornier, Cameron 2-19; Coleman, Miles 2-12; McGill II, Makenzie 1-0. Western Michigan-Bosma, Blake 4-31; Buckley, Jalen 2-51; Brooks, Baylin 1-5.

**INTERCEPTIONS:** UNT-None. Western Michigan-None.

**FUMBLES:** UNT-None. Western Michigan-Jones, Brady 2-0.

**SACKS (UA-A):** UNT-Day, Ethan 1-0. Western Michigan-McGraw, Rodney 2-1; Tucker, Nadame 0-1.

**TACKLES (UA-A):** UNT-Whitter, Shane 7-5; Fields, Trey 8-3; Smith-Young, Patrick 6-5; Wesloski, Ethan 6-2; Hayes, Briceon 5-1; Jones II, Will 4-2; Day, Ethan 4-1; Fisher, David 1-3; Vailea II, Fatafehi 3-0; Knox, Brayden 2-0; Armstead, Da'Vean 1-1; Hammonds, Quinton 1-1; Outland Jr., Richard 1-1; Jean-Louis, J.J. 1-0; Scott, Zhaiylen 1-0; Clements, Saadiq 0-1. Western Michigan-Saipaia, Sefa 5-1; Hallock, Tate 5-0; McGraw, Rodney 3-2; Tyler, Marcel 2-3; Lyles, Jaden 4-0; Franklin, Josh 3-1; Wofford, Aaron 3-1; Al-Garawi, Musta 2-2; Camden, James 3-0; Sims, Jarvarius 2-1; Tucker, Nadame 1-2; Robinson, Larry 2-0; Fisher, Kershawn 1-1; Pope, Joey 1-1; Smith, Hunter 1-0; Lee, Tyson 1-0; Stewart, Race 0-1.

2025 GAME RECAPS

OVERALL: 5-0 (HOME 3-0, ROAD 2-0, NEUTRAL 0-0) | AMERICAN: 1-0 (HOME 0-0, ROAD 1-0, NEUTRAL 0-0)

WASHINGTON STATE vs. UNT  
DATCU STADIUM • DENTON, TEXAS  
SEPT. 13, 2025 • ATTENDANCE: 26,837

POSTGAME NOTES

- UNT defeated Washington State 59-10 on Saturday at DATCU Stadium, marking the first 3-0 start since 2018 and eight times overall in program history.
- Redshirt freshman quarterback Drew Mestemaker finished 24-of-29 for 211 yards passing and four touchdowns through the air.
- UNT had 15 players catch at least one pass in the game which is the highest mark since at least 1995 and ties East Carolina (vs. Campbell) for the most for any FBS team this season.
- The Mean Green tallied four rushing touchdowns including two from junior RB Jayden Becks, one from sophomore RB Makenzie McGill II and one from freshman RB Caleb Hawkins.
- This season, UNT's defense has allowed 40 total points which is the fewest points the program has allowed through the first three games of a season since the 1984 team held opponents to 37 points over the same span.
- UNT forced five turnovers – all in the first half, marking the first time they have forced five turnovers in a game since Sept. 15, 2018, at Arkansas, and the first time forcing five in a half since Oct. 22, 2016, against Army (second half).

SCORING SUMMARY

WASHINGTON STATE	3	0	0	7	--	10
UNT	14	28	10	7	--	59

1st 10:33	UNT	McGill II, Makenzie 7 yd run (Nguma, Kali kick)
7:33	UNT	Becks, Jayden 12 yd run (Nguma, Kali kick)
1:27	WSU	Stevens, Jack 26 yd field goal
2nd 7:07	UNT	Young Jr., Brandon 2 yd pass from Mestemaker, Drew (Nguma, Kali kick)
3:24	UNT	Williams III, Tre 6 yd pass from Mestemaker, Drew (Nguma, Kali kick)
1:39	UNT	Sides, Landon 12 yd pass from Mestemaker, Drew (Nguma, Kali kick)
0:54	UNT	Becks, Jayden 14 yd run (Nguma, Kali kick)
3rd 9:46	UNT	Nguma, Kali 26 yd field goal
2:30	UNT	Day, Ethan 2 yd pass from Mestemaker, Drew (Nguma, Kali kick)
4th 8:54	UNT	Hawkins, Caleb 3 yd run (Nguma, Kali kick)
1:57	WSU	Eckhaus, Zevi 2 yd run (Stevens, Jack kick)

STATISTICS

TEAM STATS	WSU	UNT
FIRST DOWNS	17	24
RUSHES-YARDS (NET)	28-64	29-163
PASSING YDS (NET)	211	247
Passes Att-Comp-Int	35-23-3	33-29-0
TOTAL OFFENSE PLAYS-YARDS	63-275	62-410
Fumble Returns-Yards	0-0	0-0
Punt Returns-Yards	0-0	2-6
Kickoff Returns-Yards	3-54	0-0
Interception Returns-Yards	0-0	3-103
Punts (Number-Avg)	4-38.0	2-47.5
Fumbles-Lost	2-2	0-0
Penalties-Yards	6-54	4-35
Possession Time	31:26	28:34
Third-Down Conversions	8 of 14	4 of 8
Fourth-Down Conversions	1 of 1	1 of 1
Red-Zone Scores-Chances	2-2	9-9
Sacks By: Number-Yards	1-6	3-16

INDIVIDUAL STATISTICS

**RUSHING:** Washington St.-Vorhees,Kirby 6-33; Pulalasi,Leo 7-17; Johnson,Angel 5-8; Woods,Maxwell 1-4; Eckhaus,Zevi 3-3; Dugger,Julian 6-minus 1. UNT-McGill II,Maken 9-67; Hawkins,Caleb 8-50; Becks,Jayden 6-41; Gray,Ashton 2-4; Coleman,Miles 1-4; Dornier,Cameron 1-2; Mestemaker,Drew 2-minus 5.

**PASSING:** Washington St.-Potter,Jaxon 16-23-3-139; Eckhaus,Zevi 7-10-0-72; Dugger,Julian 0-2-0-0. UNT-Mestemaker,Drew 24-28-0-211; Poffenbarger,Reese 5-5-0-36.

**RECEIVING:** Washington St.-Woods,Maxwell 5-42; Pabst,Carter 3-65; Freeman,Tony 3-47; Neal Jr.,Leon 2-14; Meredith,Joshua 2-6; Vorhees,Kirby 2-minus 1; Wright,Landon 1-34; Cedarland,Hudso 1-4; Noga,Jeremiah 1-3; Smithson,Leyton 1-2; Johnson,Angel 1-minus 2; Pulalasi,Leo 1-minus 3. UNT-Coleman,Miles 4-44; Sides,Landon 3-37; Evans,Simeon 3-23; Williams III,Tre 2-26; Hawkins,Caleb 2-19; Carnes,Dalton 2-18; Becks,Jayden 2-12; King,Shandon 2-12; McGill II,Makenzie 2-9; Young,Wyatt 2-4; Lewis,Terrence 1-22; Dornier,Cameron 1-19; Day,Ethan 1-2; Young Jr.,Brandon 1-2; Blair,Gabe 1-minus 2.

**INTERCEPTIONS:** Washington St.-None. UNT-Jackson,Evan 1-60; Whitter,Shane 1-43; Lewis,Kollin 1-0.

**FUMBLES:** Washington St.-Dugger,Julian 1-1; Harris, Ryan 1-0; Vorhees,Kirby 1-1. UNT-None.

**SACKS (UA-A):** Washington St.-Frاند,Caleb 1-0. UNT-Huddleston,Keviyen 2-0; Pierce,Joshua 1-0.

**TACKLES (UA-A):** Washington St.-Large,Tucker 5-1; Ellison,Jack 2-3; Durrance,Matthe 3-1; McKenna,Parker 2-2; Schlimgen,Sulli 1-3; Jones,Gage 1-2; Frاند,Caleb 1-2; Reeder,Cale 1-2; Barthiel,Gavin 1-2; Goodman,Duhorn 0-3; Peterson,Kyle 2-0; Humphrey,Colby 2-0; Ridley,Trey 2-0; Hilborn,Christi 2-0; Hughes,Michael 1-1; Peleti,Buddha 0-2; Stevenson,Raam 1-0; Peoples,Colton 1-0; Baloun,Max 1-0; Beatty,Ben 1-0; Lamb,Bryson 1-0; Colson,Jamori 1-0; Beatty,Kaden 0-1; Finau,Soni 0-1; Dalton,Darion 0-1; Davis,AJ 0-1. UNT-Whitter,Shane 5-3; Hammonds,Quinton 2-5; Armstead,Da'Vean 4-1; Jackson,Evan 3-1; Fields,Trey 2-2; Jones II,Will 2-2; Allen,Kenton 1-2; Burrell,S'Maje 0-3; Huddleston,Keviyen 2-0; Scott,Zhaiylen 1-1; Lewis,Kollin 1-1; Knox,Julian 1-1; Manning,Jaden 1-1; Williams,Jayden 1-1; Vailea II,Fatafehi 0-2; Allen Jr.,BJ 0-2; Day,Ethan 1-0; Pierce,Joshua 1-0; Wesloski,Ethan 1-0; Stewart,Tyrane 1-0; Outland Jr.,Richard 1-0; Clements,Saadq 0-1; Reese,Brenden 0-1; Vargas Jr.,Rudy 0-1; Garza,Bryce 0-1.

UNT vs. ARMY

MICHIE STADIUM • WEST POINT, N.Y.  
SEPT. 20, 2025 • ATTENDANCE: 28,446

POSTGAME NOTES

- Freshman running back Caleb Hawkins rushed for four touchdowns as the Mean Green captured a 45-38 overtime road win over the Army Black Knights on Saturday afternoon at Michie Stadium.
- Hawkins tied the single-game program record with his four-score rushing effort and became only the second UNT freshman to tally 24 points scored, joining Jamario Thomas (2004).
- In total, North Texas scored five rushing touchdowns with four from Hawkins and one from sophomore running back Makenzie McGill II. This marked the first time UNT has had four or more rushing touchdowns in back-to-back games since 2021.
- Redshirt freshman quarterback Drew Mestemaker finished 26-of-36 for 249 yards passing and a touchdown through the air.
- The Mean Green defense forced three turnovers with fumble recoveries from DL Keviyen Huddleston and DB Will Jones II along with one interception from CB De'Veawn Armstead.

SCORING SUMMARY

UNT	21	7	3	7	7	45
ARMY	7	7	7	17	0	38

1st 8:22	UNT	Hawkins, Caleb 4 yd run (Nguma, Kali kick)
3:21	UNT	McGill II, Makenzie 6 yd run (Nguma, Kali kick)
1:24	UNT	Hawkins, Caleb 7 yd run (Nguma, Kali kick)
1:14	ARM	Bartosh, Briggs 75 yd run (Jones, Dawson kick)
2nd 6:35	UNT	Young, Wyatt 6 yd pass from Mestemaker, Drew (Nguma, Kali kick)
0:37	ARM	Howard, Samari 17 yd pass from Coleman, Dewayne (Jones, Dawson kick)
3rd 11:07	ARM	Reed, Hayden 37 yd run (Jones, Dawson kick)
6:25	UNT	Nguma, Kali 23 yd field goal
4th 11:27	ARM	Coleman, Dewayne 5 yd run (Jones, Dawson kick)
9:03	UNT	Hawkins, Caleb 21 yd run (Nguma, Kali kick)
2:56	ARM	Anderson, Brady 66 yd pass from Coleman, Dewayne (Jones, Dawson kick)
0:09	ARM	Jones, Dawson 23 yd field goal
OT --	UNT	Hawkins, Caleb 3 yd run (Nguma, Kali kick)

STATISTICS

TEAM STATS	UNT	ARMY
FIRST DOWNS	25	25
RUSHES-YARDS (NET)	42-229	68-387
PASSING YDS (NET)	249	101
Passes Att-Comp-Int	36-26-0	14-6-1
TOTAL OFFENSE PLAYS-YARDS	78-478	82-488
Fumble Returns-Yards	1-20	0-0
Punt Returns-Yards	0-0	0-0
Kickoff Returns-Yards	4-39	0-0
Interception Returns-Yards	1-35	0-0
Punts (Number-Avg)	0-0-0	0-0-0
Fumbles-Lost	2-1	3-2
Penalties-Yards	7-50	1-15
Possession Time	27:59	32:01
Third-Down Conversions	7 of 12	8 of 16
Fourth-Down Conversions	1 of 3	3 of 5
Red-Zone Scores-Chances	6-6	3-4
Sacks By: Number-Yards	1-4	0-0

INDIVIDUAL STATISTICS

**RUSHING:** UNT-McGill II,Makenzie 19-101; Hawkins,Caleb 13-99; Mestemaker,Drew 4-20; Becks,Jayden 5-9; TEAM 1-0. Army West Point-Coleman,Dewayne 23-117; Reed,Hayden 19-113; Bartosh,Briggs 8-99; Short,Noah 6-25; Hellums,Cale 9-23; Smith,Carson 3-10.

**PASSING:** UNT-Mestemaker,Drew 26-36-0-249. Army West Point-Coleman,Dewayne 6-11-0-101; Hellums,Cale 0-2-1-0; TEAM 0-1-0-0.

**RECEIVING:** UNT-Coleman,Miles 8-74; Sides,Landon 6-68; Dornier,Cameron 3-42; Williams III,Tre 2-20; Young,Wyatt 2-19; Hawkins,Caleb 2-14; Evans,Simeon 2-7; Becks,Jayden 1-5. Army West Point-Howard,Samari 2-21; Reed,Hayden 2-4; Anderson,Brady 1-66; Short,Noah 1-10.

**INTERCEPTIONS:** UNT-Armstead,Da'Vean 1-35. Army West Point-None.

**FUMBLES:** UNT-Evans,Simeon 1-0; McGill II,Makenzie 1-1. Army West Point-Hellums,Cale 1-1; Short,Noah 1-1; Reed,Hayden 1-0.

**SACKS (UA-A):** UNT-Wesloski,Ethan 1-0. Army West Point-None.

**TACKLES (UA-A):** UNT-Smith-Young,Patrick 6-5; Wesloski,Ethan 6-5; Whitter,Shane 2-9; Vailea II,Fatafehi 2-8; Fields,Trey 3-4; Day,Ethan 1-6; Hammonds,Quinton 4-2; Washington,Terrell 2-3; Hayes,Briceon 1-4; Huddleston,Keviyen 3-1; Fisher,David 3-1; Clements,Saadq 2-2; Jones II,Will 1-3; Outland Jr.,Richard 1-2; Scott,Zhaiylen 0-3. Army West Point-Larkin,Casey 5-2; Ford,Eric 5-2; Nnadozie,Stephe 4-2; Fortner,Kalib 4-2; Thomas,Andon 2-4; Williams,Jabril 5-0; Matteson,Collin 2-3; Weaver,Justin 4-0; Shields,Gavin 2-2; Gray,Deshontez 3-0; Stowers,Dillon 2-1; Tuioiti,Jacob 0-3; Latore,Jack 2-0; Mayes,Jaydan 0-2; Bousum,Jack 0-2; Seairight,Cole 0-2; Anderson,Brady 1-0; Britton,Anderso 1-0; Hellums,Cale 1-0; Gemma,Matt 0-1; Nixon,Noah 0-1; Walton,Elijah 0-1.



2025 GAME RECAPS

OVERALL: 5-0 (HOME 3-0, ROAD 2-0, NEUTRAL 0-0) | AMERICAN: 1-0 (HOME 0-0, ROAD 1-0, NEUTRAL 0-0)

SOUTH ALABAMA vs. UNT

DATCU STADIUM • DENTON, TEXAS

SEPT. 27, 2025 • ATTENDANCE: 16,575

POSTGAME NOTES

- UNT moved to 5-0 for the first time since 1959 after defeating South Alabama 36-22 on Saturday afternoon at DATCU Stadium.
- Freshman running back Caleb Hawkins finished with 16 carries for 140 yards and two rushing touchdowns while he added two catches for 78 yards and a receiving score.
- With 6:11 remaining in the game, the Jaguars cut the lead to 28-22 with a rushing touchdown and subsequent two-point conversion before Hawkins scored his third touchdown of the day for the Mean Green with 1:59 left.
- UNT recorded four rushing touchdowns after it tallied five versus Army and four against Washington State. This marks the first time the Mean Green have scored four-plus rushing touchdowns in three consecutive weeks since 1959.
- Redshirt freshman quarterback Drew Mestemaker finished 14-of-26 for 234 yards passing with one passing touchdown and one rushing touchdown.
- Mestemaker has started the season going 156 pass attempts without an interception, good for the third-longest streak in program history.
- Junior linebacker Ethan Wesloski collected his first career interception in the second quarter which resulted in a rushing touchdown for Hawkins.
- UNT have scored 66 points off turnovers this season, the highest mark since 2018 when the Mean Green finished with 69 points over 13 games.
- Senior linebacker Trey Fields posted a career-high mark of 14 tackles, with four solo stops, and added a pass breakup.

SCORING SUMMARY

SOUTH ALABAMA	7	0	7	8	--	22
UNT	7	7	14	8	--	36

1st	10:40	USA	Davenport, Bishop 2 yd run (DiBoyan, Hamilton kick)
	7:04	UNT	Coleman, Miles 18 yd run (Nguma, Kali kick)
2nd	7:19	UNT	Hawkins, Caleb 6 yd run (Nguma, Kali kick)
3rd	10:25	UNT	Hawkins, Caleb 68 yd pass from Mestemaker, Drew (Nguma, Kali kick)
	6:00	USA	Gibbs, Rod 1 yd pass from Davenport, Bishop (DiBoyan, Hamilton kick)
	2:08	UNT	Mestemaker, Drew 4 yd run (Nguma, Kali kick)
4th	6:11	USA	Bullock, Kentrel 2 yd run (Davenport, Bishop rush)
	1:59	UNT	Hawkins, Caleb 27 yd run (Young, Wyatt pass from Mestemaker, Drew)

STATISTICS

TEAM STATS	USA	UNT
FIRST DOWNS	18	20
RUSHES-YARDS (NET)	45-204	39-195
PASSING YDS (NET)	192	234
Passes Att-Comp-Int	35-18-1	26-14-0
TOTAL OFFENSE PLAYS-YARDS	80-396	65-429
Fumble Returns-Yards	0-0	0-0
Punt Returns-Yards	0-0	1-14
Kickoff Returns-Yards	1-24	1-44
Interception Returns-Yards	0-0	1-14
Punts (Number-Avg)	5-37.8	3-45.0
Fumbles-Lost	0-0	2-1
Penalties-Yards	7-75	5-41
Possession Time	32:28	27:32
Third-Down Conversions	7 of 19	4 of 13
Fourth-Down Conversions	3 of 5	2 of 3
Red-Zone Scores-Chances	3-3	4-4
Sacks By: Number-Yards	1-12	2-15

INDIVIDUAL STATISTICS

**RUSHING:** South Alabama-Martin,PJ 10-60; Davenport,Bishop 16-59; Bullock,Kentrel 11-46; Phillips,Keenan 8-39. UNT-Hawkins,Caleb 16-140; McGill II,Makenzie 13-47; Coleman,Miles 1-18; Mestemaker,Drew 6-minus 4; TEAM 3-minus 6.

**PASSING:** South Alabama-Davenport,Bishop 17-34-1-195; Hollins,Jared 1-1-0-minus 3. UNT-Mestemaker,Drew 14-26-0-234.

**RECEIVING:** South Alabama-Voisin,Devin 5-97; Eager,Anthony 5-20; Martin,PJ 3-42; McCrumby,Miller 2-20; Gibbs,Rod 2-10; Woods,Micah 1-3. UNT-Coleman,Miles 4-37; Hawkins,Caleb 2-78; Dörner,Cameron 2-25; Evans,Simeon 2-9; Young,Wyatt 1-36; Williams III,Tre 1-27; Sides,Landon 1-11; Carnes,Dalton 1-11.

**INTERCEPTIONS:** South Alabama-None. UNT-Wesloski,Ethan 1-14.

**FUMBLES:** South Alabama-None. UNT-Carnes,Dalton 1-1; Mestemaker,Drew 1-0.

**SACKS (UA-A):** South Alabama-Thomas,Tyler 1-0. UNT-Scott,Zhaiylen 1-0; Armstead,Da'Vean 1-0.

**TACKLES (UA-A):** South Alabama-Wallace, Jr.,Ch 6-7; Myrick,Blayne 3-3; McKenzie,Darius 3-3; Hughes,Dalton 3-1; Johnson,Tirrell 2-2; Dozier,Caleb 0-4; Thomas,Tyler 2-1; Smith IV,Ed 0-3; Brown,Anthony 2-0; Moss Jr.,RJ 1-1; Blaylock,Cole 1-1; Wiseman,Dominic 1-1; Harris,Mike 0-2; Waller,Emmanuel 1-0; Chandler,Nehemi 1-0; Caldwell,Chryst 1-0; Mafe,JBK 1-0; Voisin,Devin 1-0; Dillard,Brian 0-1; Henderson,Jayvo 0-1; Jennings,Nathan 0-1; Young,Dallas 0-1; Johnson,Stephen 0-1. UNT-Fields,Trey 4-10; Whitter,Shane 5-7; Jackson,Evan 4-4; Jones II,Will 4-2; Armstead,-Da'Vean 4-2; Williams,Jayden 4-1; Wesloski,Ethan 4-0; Hayes,Briceon 1-3; Hammonds,Quinton 0-4; Scott,Zhaiylen 3-0; Fisher,David 1-1; Clements,Saadig 1-1; Day,Ethan 0-2; Huddleston,Keviyon 1-0; Lataimua,Jackson 1-0; Lewis,Kolin 1-0; Smith-Young,Patrick 1-0; Washington,Terrell 0-1.